BUFFALO SEWER AUTHORITY

2016 – 2017

BUDGET

BUFFALO SEWER AUTHORITY CORPORATE SEAL 1935

BUFFALO SEWER AUTHORITY

2016 – 2017

OPERATING BUDGET

PREPARED BY

BUFFALO SEWER AUTHORITY

ADMINISTRATIVE DEPARTMENT

INDEX

	Section
Budget Message	A
Budget Summary	B
Budget Appropriation Details	C
Budget Revenue Details	D
Detailed Salary Schedule	E
Five-Year Capital Plan	F

SECTION

A

BUDGET MESSAGE

April 6, 2016

TO THE MEMBERS OF THE BOARD
OF THE BUFFALO SEWER AUTHORITY

Board members:

This budget document, complete in all detail for operations during the fiscal year commencing July 1, 2016, is formally submitted for your examination and approval.

The 2016-17 Budget for the Buffalo Sewer Authority totals $54,400,000. This is an increase of $450,000 from the current budget. There will be no increase to sewer rents charged by the Buffalo Sewer Authority for fiscal year 2016-2017.

APPROPRIATIONS

A summary of appropriations with those of the current year is as follows:

	2015-16 Budget	**2016-17 Budget**	**Change from 2015-16 Budget**
General Offices	$1,528,369	$1,589,019	$60,650
Wastewater Treatment Facility	23,401,454	23,935,000	533,546
Industrial Waste	506,283	586,820	80,537
Engineering	1,049,018	1,295,963	246,945
Sewer Maintenance	4,085,861	4,104,071	18,210
Financial Charges and Fringes	17,909,350	17,014,940	(894,410)
Debt Service & Reserve Account	5,469,665	5,874,187	404,522
TOTAL	**$53,950,000**	**$54,400,000**	**$450,000**

A labor agreement was reached with the Communications Workers of America (CWA), the blue-collar union of the Authority. This new agreement runs through June 30, 2018. The labor agreement with CSEA Local 815, which is the white-collar union, expired June 30, 2014. The process to negotiate a new agreement with CSEA is underway.

REVENUES

The Levy of Sewer Rents based on assessed value will be $12,050,000 for the 2016-17 Budget. This represents the amount of Sewer Rent that the Buffalo Sewer Authority will collect from all real property in the City of Buffalo except those properties exempt by law. This amount, when spread over the total estimated assessment for sewer purposes from the Department of Assessment, will result in an annual sewer rent of approximately $1.64919227 for each $1,000 of assessed valuation. This compares with the current year as follows:

	Total Assessed Value of Chargeable Property	**Sewer Rent Rate Per $1,000 of Assessed Value**
2016-17(est)	$7,306,607138	1.64919227
2015-16	$7,236,813,009	1.66509760
Change	$69,794,129	-0.01590534

Any further change in the assessed value of taxable properties will require an adjustment to the assessment sewer rent to maintain this levy. If the final assessed value as determined by the City Department of Assessment increases or decreases, the sewer rent per $1,000 will correspondingly increase or decrease by $.00026927 for each $1,000,000 change in assessed value.

Flat rate sewer rents continue to be charged based on property characteristics (i.e. number of stories, front footage, etc.). There will be no increases to those charges. The sewer rent meter charges will continue at the same rate of $11.09 per 1,000 cubic feet. All flat and meter accounts will continue to be assessed a capacity/drainage charge at a minimum of $6.00 per month.

The details of revenues for 2016-17 are in Section D of this Budget. A summary of the revenues is as follows:

	2015-16 Budget	2016-17 Budget	Change from 2015-16 Budget
Assessment Sewer Rent	$12,082,600	$12,082,600	$0
Water Use Sewer Rents	26,430,000	25,800,000	(630,000)
Outside City Contracts	11,000,000	12,000,000	1,000,000
Industrial Waste	2,622,000	2,477,000	(145,000)
Interest Income	906,400	1,105,000	198,600
Miscellaneous	909,000	935,400	26,400
TOTAL	**$53,950,000**	**$54,400,000**	**$450,000**

FIVE YEAR CAPITAL PLAN

According to the Supplemental Bond Resolution, adopted by the Buffalo Sewer Authority on May 3, 1993, a five-year capital plan will be adopted as a part of the Annual Budget. The details of the capital plan are contained in Section F. Funding for each capital project is based on the most cost effective method available. A bond sale, lease purchase or the use of reserve funds for capital projects may be used to fund these projects. The capital plan for 2016-17 totals $37,283,730. Of this amount, $20,825,000 is for treatment plant rehabilitation projects and $16,458,730 is estimated for renovations to the current collection system.

BUDGET PLAN

The Board and the General Manager of the Buffalo Sewer Authority are committed to this budget. We are also determined to continue to find more efficient and effective ways of operating the Authority. A few of the projects being pursued that will provide a strong foundation that will enable the Authority to provide a high level of service to the community include wet weather capacity improvements, green infrastructure initiatives, and various projects that will continue to cut our electric and gas consumption. This 2016-17 Budget is the financial plan allowing us to continue on this mission.

Finally, I would once again like to acknowledge and personally thank the Board Members and the employees of the Buffalo Sewer Authority. Without their support and cooperation, the progress and improvements to the entire sewer system would not be possible.

Respectfully submitted,

Oluwole A. McFoy, P.E.
General Manager

SECTION

B

CITY OF BUFFALO
BUFFALO SEWER AUTHORITY
APPROPRIATION BY DIVISION

	2013-2014 ACTUAL EXPENDITURES	2014-2015 ACTUAL EXPENDITURES	2015-2016 ORIGINAL BUDGET	2015-2016 YEAR TO DATE EXPENDITURES	2016-2017 ADOPTED BUDGET
91 BSA ADMINISTRATIVE DIVISION	1,165,920.81	1,148,367.90	1,528,369.00	851,544.19	1,589,019.00
92 BSA WASTEWATER TREATMENT PLANT	16,921,878.71	17,025,682.16	23,401,454.00	11,408,001.62	23,935,000.00
93 BSA INDUSTRIAL WASTE DIVISION	508,944.91	418,383.22	506,283.00	276,714.53	586,820.00
94 BSA ENGINEERING DIVISION	753,018.63	888,777.14	1,049,018.00	741,213.19	1,295,963.00
95 BSA SEWER MAINTENANCE DIVISION	2,837,574.80	2,870,727.79	4,085,861.00	2,079,698.27	4,104,071.00
98 BSA GENERAL FINANCIAL CHARGES	46,487,788.64	58,480,858.69	23,379,015.00	33,745,277.28	22,889,127.00
TOTAL	68,675,126.50	80,832,796.90	53,950,000.00	49,102,449.08	54,400,000.00

BUFFALO SEWER AUTHORITY
2016 - 2017 BUDGET
APPROPRIATIONS
$54,400,000

PERSONAL SERVICES	$14,221,834
UTILITY SERVICES	8,583,950
FRINGE BENEFITS	10,125,250
DEBT SERVICE & RESERVE	8,449,187
PURCHASE OF SERVICES	7,264,267
MATERIALS & SUPPLIES	4,275,041
CAPITAL OUTLAY	840,500
FINANCIAL CHARGES	605,341
TRAVEL & TRANSPORTATION	34,630
TOTAL	$54,400,000

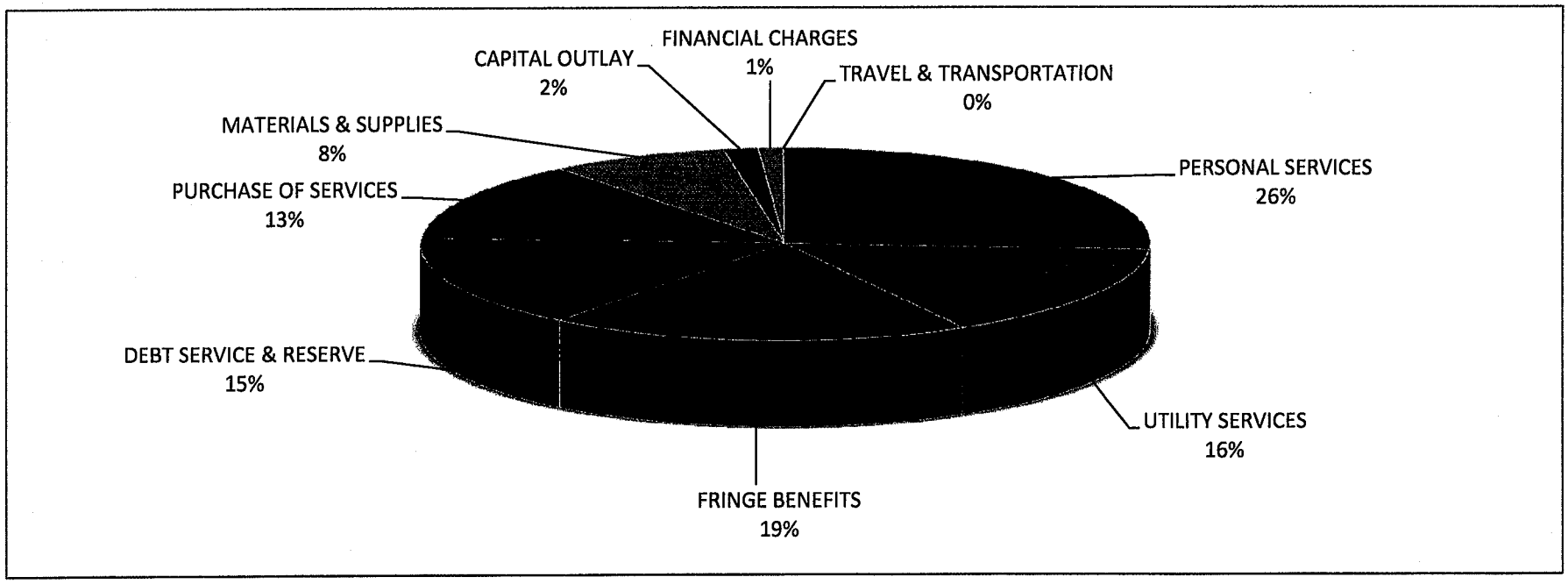

BUFFALO SEWER AUTHORITY
2016 - 2017 BUDGET
REVENUES
$54,400,000

ASSESSMENT SEWER RENT	$12,082,600
METERED SEWER RENTS	22,800,000
FLAT RATE SEWER RENTS	3,000,000
OUTSIDE CITY CONTRACTS	12,000,000
INDUSTRIAL WASTE	2,477,000
INTEREST INCOME	1,105,000
MISCELLANEOUS	935,400
TOTAL	$54,400,000

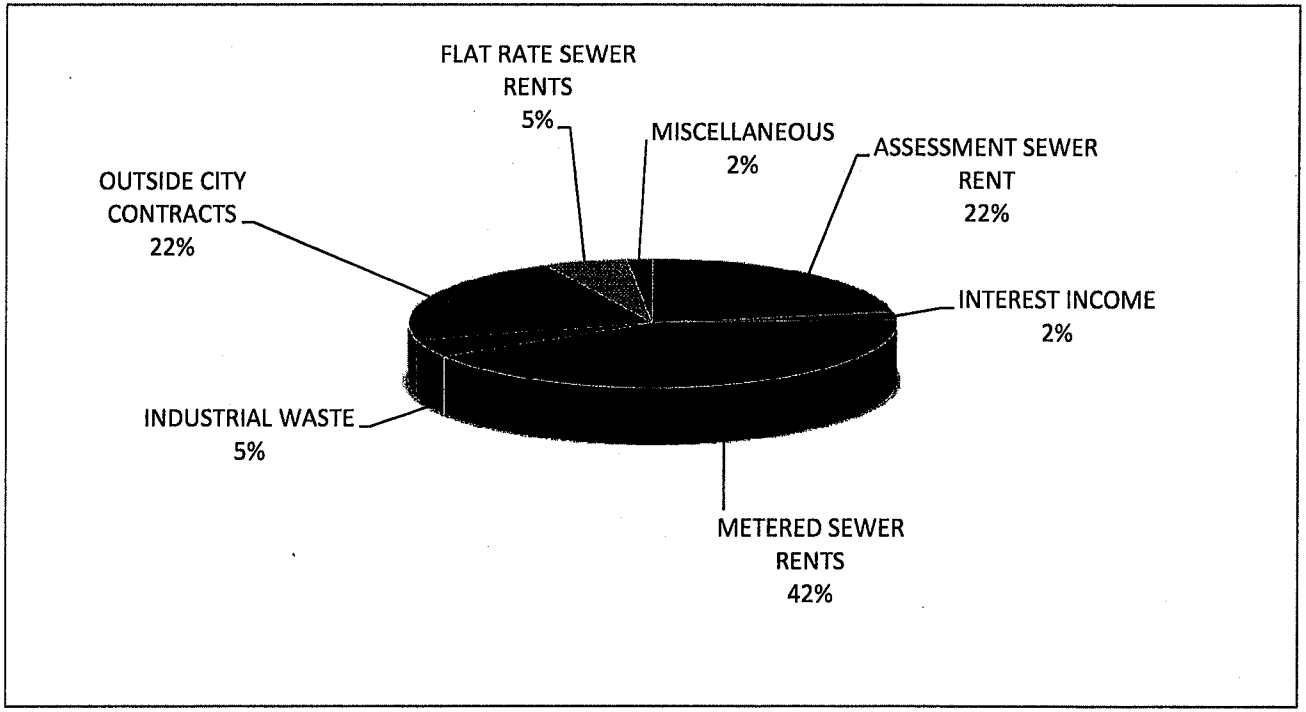

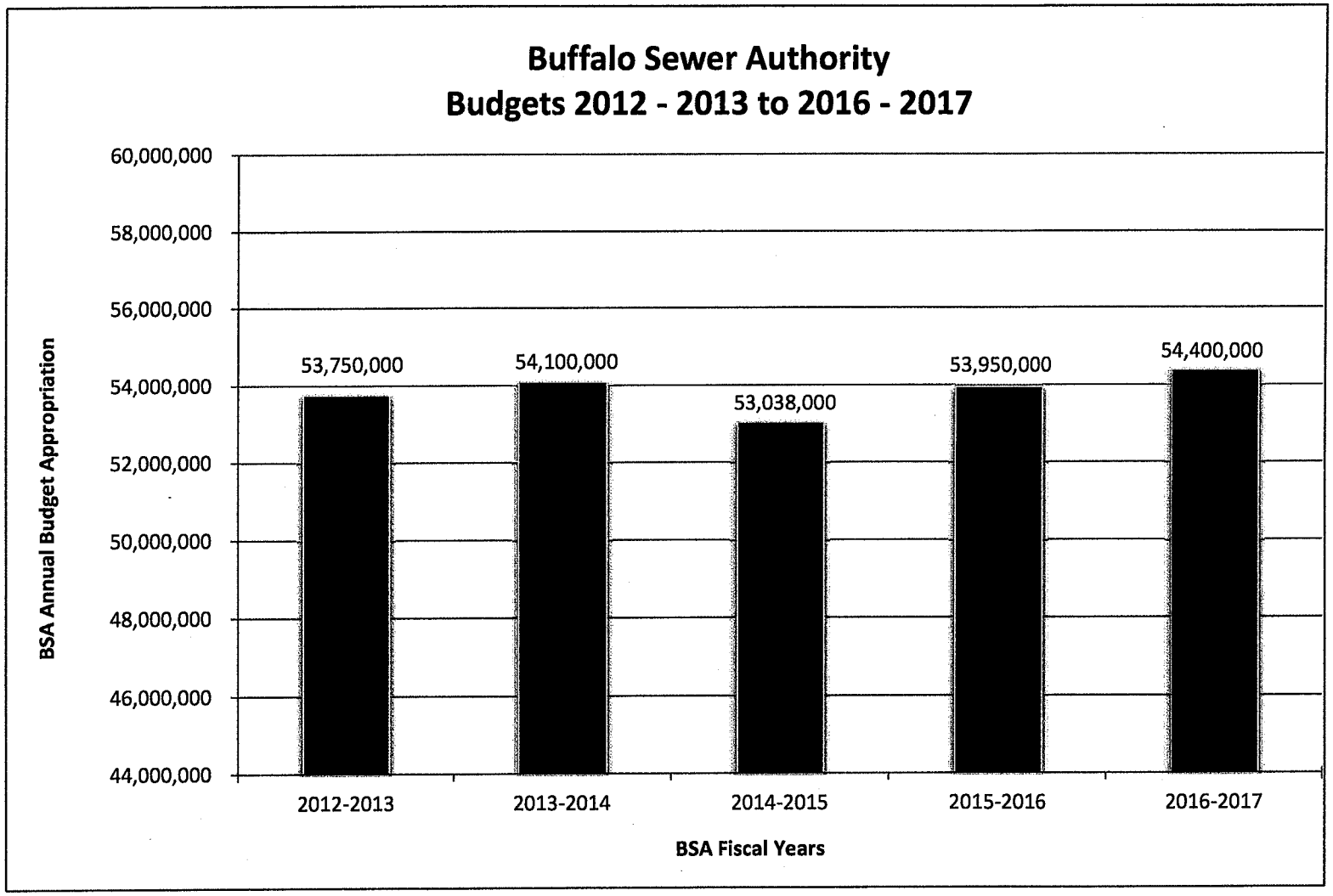

	BSA Budgets	Net $ Change	Net % Change
2012-2013	53,750,000		
2013-2014	54,100,000	350,000	0.65%
2014-2015	53,038,000	(1,062,000)	-1.96%
2015-2016	53,950,000	912,000	1.72%
2016-2017	54,400,000	450,000	0.83%

SECTION

C

CITY OF BUFFALO
BUFFALO SEWER AUTHORITY
APPROPRIATION BY FUNCTION

	2013-2014 ACTUAL EXPENDITURES	2014-2015 ACTUAL EXPENDITURES	2015-2016 ORIGINAL BUDGET	2015-2016 YEAR TO DATE EXPENDITURES	2016-2017 ADOPTED BUDGET
91 BSA ADMINISTRATIVE DIVISION					
0010 AUTHORITY BOARD MEMEBERS	14,667.65	15,994.60	19,000.00	14,204.83	18,700.00
0011 ADMINISTRATIVE OFFICES	1,151,253.16	1,132,373.30	1,509,369.00	837,339.36	1,570,319.00
TOTAL 91 BSA ADMINISTRATIVE DIVISION	1,165,920.81	1,148,367.90	1,528,369.00	851,544.19	1,589,019.00
92 BSA WASTEWATER TREATMENT PLANT					
0020 PLANT ADMINISTRATION	2,398,511.19	2,673,025.37	2,652,218.00	1,829,544.51	2,833,702.00
0021 RAW WASTEWATER PUMPS	132,561.77	156,605.76	351,404.00	123,290.30	139,479.00
0022 SCREEN ROOM	20,072.34	25,827.94	88,000.00	2,018.85	88,000.00
0023 GRIT ROOM	159,755.14	159,287.84	400,262.00	151,720.07	468,725.00
0024 PRIMARY SEDIMENTATION	107,942.31	80,488.20	212,687.00	102,442.40	234,350.00
0025 SECONDARY CONTROL	88,463.76	61,318.38	142,197.00	59,662.12	144,823.00
0026 PRIMARY CONTROL	184,464.79	154,399.74	175,561.00	119,941.48	190,902.00
0027 GAS COMPRESSOR BUILDING	102,723.73	53,115.32	149,750.00	49,716.90	138,500.00
0028 SETTLED WASTEWATER PUMPS	98,655.84	451,967.26	347,198.00	70,111.68	259,437.00
0029 AERATION	818,811.02	720,965.66	860,762.00	358,437.93	881,809.00
0030 BLOWER BUILDING	3,679,107.62	3,635,378.95	6,047,750.00	2,588,810.50	6,037,750.00
0031 SEWER CONSTRUCT STORAGE BLDG	.00	.00	.00	.00	.00
0032 CHEMICAL HANDLING BUILDING	10,488.91	5,810.40	17,800.00	3,658.56	10,000.00
0033 FINAL EFFLUENT BUILDING	649,719.38	618,148.96	680,727.00	460,811.90	652,140.00
0034 THICKENER AREA-INCL FLT EQUIP	251,196.15	310,533.36	338,600.00	175,705.18	322,000.00
0035 FILTER FEED AREA-INCL MIX TNKS	13,201.00	12,716.33	11,500.00	8,145.92	14,500.00
0036 SLUDGE DEWATERING-PRESSES/CONV	1,632,541.37	1,705,180.56	2,090,888.00	1,251,108.15	2,285,803.00

CITY OF BUFFALO
BUFFALO SEWER AUTHORITY
APPROPRIATION BY FUNCTION

	2013-2014 ACTUAL EXPENDITURES	2014-2015 ACTUAL EXPENDITURES	2015-2016 ORIGINAL BUDGET	2015-2016 YEAR TO DATE EXPENDITURES	2016-2017 ADOPTED BUDGET
0037 CENTRIFUGE	170,904.24	23,348.22	67,600.00	84,663.77	192,100.00
0038 INCINERATION-INCL ASH HANDLING	3,324,659.42	3,136,560.77	4,454,998.00	1,917,321.79	4,397,084.00
0039 HAMBURG DRAIN FLOAT CTRL FACIL	.00	66,881.12	40,800.00	21,040.62	.00
0040 SOUTH BUFFALO PUMP STATION	72,480.70	71,894.20	126,583.00	63,590.10	126,933.00
0041 HAMBURG STREET	37,961.45	65,863.74	38,700.00	24,737.96	38,450.00
0042 AMHERST QUARRY	21,415.08	28,966.57	26,300.00	13,723.38	28,200.00
0043 BABCOCK STREET	9,641.63	10,244.51	10,100.00	5,675.00	15,100.00
0044 KELLY ISLAND - S STATION	12,415.78	8,651.74	13,700.00	6,836.35	15,700.00
0045 KELLY ISLAND - F STATION	2,785.15	3,163.03	3,100.00	1,454.25	3,100.00
0046 KELLY ISLAND - X STATION	3,575.26	4,610.96	9,600.00	2,129.16	8,200.00
0047 WATERFRONT VILLAGE	2,517.70	1,459.56	1,700.00	1,130.25	1,300.00
0048 TIFFT STREET	1,425.38	1,231.06	2,000.00	739.87	1,600.00
0049 NIAGARA METERING	5,673.40	4,784.45	7,400.00	2,461.76	8,150.00
0050 WALDEN HEIGHTS	2,401.00	2,149.74	2,200.00	1,186.50	3,250.00
0051 LABORATORY	511,596.56	533,092.43	743,038.00	372,584.54	814,927.00
0052 MAINTENANCE	1,784,598.07	1,673,187.96	2,534,176.00	1,162,710.71	2,802,698.00
0053 YARDS & GROUNDS	609,611.57	564,822.07	752,155.00	370,889.16	776,288.00
TOTAL 92 BSA WASTEWATER TREATMENT PLANT	16,921,878.71	17,025,682.16	23,401,454.00	11,408,001.62	23,935,000.00
93 BSA INDUSTRIAL WASTE DIVISION					
0055 INDUSTRIAL WASTE SECTION	508,944.91	418,383.22	506,283.00	276,714.53	586,820.00
TOTAL 93 BSA INDUSTRIAL WASTE DIVISION	508,944.91	418,383.22	506,283.00	276,714.53	586,820.00
94 BSA ENGINEERING DIVISION					

CITY OF BUFFALO
BUFFALO SEWER AUTHORITY
APPROPRIATION BY FUNCTION

	2013-2014 ACTUAL EXPENDITURES	2014-2015 ACTUAL EXPENDITURES	2015-2016 ORIGINAL BUDGET	2015-2016 YEAR TO DATE EXPENDITURES	2016-2017 ADOPTED BUDGET
0060 ENGINEERING	753,018.63	888,777.14	1,049,018.00	741,213.19	1,295,963.00
TOTAL 94 BSA ENGINEERING DIVISION	753,018.63	888,777.14	1,049,018.00	741,213.19	1,295,963.00
95 BSA SEWER MAINTENANCE DIVISION					
0065 SEWER MAINTENANCE OFFICE	313,156.40	311,463.93	396,170.00	194,147.35	392,551.00
0066 SEWER REPAIR FUNCTION	534,573.09	581,725.17	931,098.00	471,122.16	909,459.00
0067 SEWER CLEANING FUNCTION	1,389,907.42	1,358,196.84	2,113,718.00	960,481.90	2,272,029.00
0068 INTERCEPTORS & TRUNK SEWERS	.00	.00	.00	404.62	1,000.00
0069 AUTOMOTIVE EQUIPMENT SERVICES	599,937.89	619,341.85	644,875.00	453,542.24	529,032.00
TOTAL 95 BSA SEWER MAINTENANCE DIVISION	2,837,574.80	2,870,727.79	4,085,861.00	2,079,698.27	4,104,071.00
98 BSA GENERAL FINANCIAL CHARGES					
0080 MISC FINANCIAL CHARGES	38,231,369.58	49,778,883.57	6,549,690.00	25,858,682.75	6,889,690.00
0082 FRINGE BENEFITS	8,256,418.75	8,601,975.12	11,359,660.00	6,846,876.73	10,125,250.00
0085 DEBT SERVICE & RESERVE	.31	.00	5,469,665.00	1,039,717.80	5,874,187.00
0088 INTERFUND TRANSFERS	.00	100,000.00	.00	.00	.00
TOTAL 98 BSA GENERAL FINANCIAL CHARGES	46,487,788.64	58,480,858.69	23,379,015.00	33,745,277.28	22,889,127.00
TOTAL	68,675,126.50	80,832,796.90	53,950,000.00	49,102,449.08	54,400,000.00

CITY OF BUFFALO
BUFFALO SEWER AUTHORITY
APPROPRIATION BY OBJECT DETAIL

	2013-2014 ACTUAL EXPENDITURES	2014-2015 ACTUAL EXPENDITURES	2015-2016 ORIGINAL BUDGET	2015-2016 YEAR TO DATE EXPENDITURES	2016-2017 ADOPTED BUDGET
91 BSA ADMINISTRATIVE DIVISION					
0010 AUTHORITY BOARD MEMEBERS					
PERSONAL SERVICES					
00100111 BOARD SALARIES	11,042.21	11,041.49	13,500.00	7,683.93	13,500.00
TOTAL PERSONAL SERVICES	11,042.21	11,041.49	13,500.00	7,683.93	13,500.00
UTILITIES					
00100103 BOARD UTILITIES	1,570.30	2,324.52	1,800.00	1,633.58	1,200.00
TOTAL UTILITIES	1,570.30	2,324.52	1,800.00	1,633.58	1,200.00
TRAVEL AND MEMBERSHIPS					
00100104 BOARD TRAVEL	2,055.14	2,028.59	2,700.00	4,887.32	3,500.00
TOTAL TRAVEL AND MEMBERSHIPS	2,055.14	2,028.59	2,700.00	4,887.32	3,500.00
SUPPLIES					
00100105 BOARD MISCELLANEOUS	.00	600.00	1,000.00	.00	500.00
TOTAL SUPPLIES	.00	600.00	1,000.00	.00	500.00
TOTAL 0010 AUTHORITY BOARD MEMEBERS	14,667.65	15,994.60	19,000.00	14,204.83	18,700.00

CITY OF BUFFALO
BUFFALO SEWER AUTHORITY
APPROPRIATION BY OBJECT DETAIL

	2013-2014 ACTUAL EXPENDITURES	2014-2015 ACTUAL EXPENDITURES	2015-2016 ORIGINAL BUDGET	2015-2016 YEAR TO DATE EXPENDITURES	2016-2017 ADOPTED BUDGET
0011 ADMINISTRATIVE OFFICES					
PERSONAL SERVICES					
00110111 ADMIN SALARIES EXECUTIVE	321,548.98	411,823.91	598,123.00	287,034.24	608,717.00
00110121 ADMIN SALARIES CLERICAL	642,472.44	556,933.55	643,496.00	420,574.80	710,452.00
TOTAL PERSONAL SERVICES	964,021.42	968,757.46	1,241,619.00	707,609.04	1,319,169.00
UTILITIES					
00110103 ADMIN UTILITIES	9,997.11	12,787.10	15,000.00	9,778.15	16,600.00
TOTAL UTILITIES	9,997.11	12,787.10	15,000.00	9,778.15	16,600.00
TRAVEL AND MEMBERSHIPS					
00110104 ADMIN TRAVEL EXPENSES	3,860.25	5,790.29	6,500.00	4,819.57	9,000.00
TOTAL TRAVEL AND MEMBERSHIPS	3,860.25	5,790.29	6,500.00	4,819.57	9,000.00
SUPPLIES					
00110105 ADMIN SUPPLIES	10,147.85	13,369.07	10,800.00	9,442.01	12,000.00
TOTAL SUPPLIES	10,147.85	13,369.07	10,800.00	9,442.01	12,000.00
SERVICES					
00110106 ADMIN SERVICES	151,279.83	131,141.38	228,950.00	102,494.19	209,050.00
TOTAL SERVICES	151,279.83	131,141.38	228,950.00	102,494.19	209,050.00
CAPITAL OUTLAY					
00110107 ADMIN CAPITAL OUTLAY	11,725.45	233.00	4,000.00	2,975.15	4,000.00
TOTAL CAPITAL OUTLAY	11,725.45	233.00	4,000.00	2,975.15	4,000.00
OTHER					
00110108 ADMIN INSUR & SURETY BONDS	221.25	295.00	2,500.00	221.25	500.00
TOTAL OTHER	221.25	295.00	2,500.00	221.25	500.00
TOTAL 0011 ADMINISTRATIVE OFFICES	1,151,253.16	1,132,373.30	1,509,369.00	837,339.36	1,570,319.00
TOTAL 91 BSA ADMINISTRATIVE DIVISION	1,165,920.81	1,148,367.90	1,528,369.00	851,544.19	1,589,019.00

CITY OF BUFFALO
BUFFALO SEWER AUTHORITY
APPROPRIATION BY OBJECT DETAIL

	2013-2014 ACTUAL EXPENDITURES	2014-2015 ACTUAL EXPENDITURES	2015-2016 ORIGINAL BUDGET	2015-2016 YEAR TO DATE EXPENDITURES	2016-2017 ADOPTED BUDGET
92 BSA WASTEWATER TREATMENT PLANT					
0020 PLANT ADMINISTRATION					
PERSONAL SERVICES					
00200111 PLANT SALARIES EXECUTIVE	397,659.92	389,541.86	529,529.00	238,318.09	541,894.00
00200121 PLANT SALARIES CLERICAL	508,042.08	498,835.77	495,430.00	353,424.29	512,850.00
00200131 PLANT SALARIES SUPERVISION	632,743.95	657,499.97	664,480.00	468,698.85	688,733.00
TOTAL PERSONAL SERVICES	1,538,445.95	1,545,877.60	1,689,439.00	1,060,441.23	1,743,477.00
UTILITIES					
00200103 PLANT UTILITIES	41,811.62	46,463.62	53,360.00	30,764.20	53,360.00
TOTAL UTILITIES	41,811.62	46,463.62	53,360.00	30,764.20	53,360.00
TRAVEL AND MEMBERSHIPS					
00200104 PLANT TRAVEL EXPENSES	6,977.82	19,126.46	8,600.00	10,259.54	16,480.00
TOTAL TRAVEL AND MEMBERSHIPS	6,977.82	19,126.46	8,600.00	10,259.54	16,480.00
SUPPLIES					
00200105 PLANT SUPPLIES	34,730.36	47,199.55	102,940.00	94,783.45	112,040.00
TOTAL SUPPLIES	34,730.36	47,199.55	102,940.00	94,783.45	112,040.00
SERVICES					
00200106 PLANT SERVICES	562,190.57	794,005.55	573,418.00	465,626.12	696,304.00
TOTAL SERVICES	562,190.57	794,005.55	573,418.00	465,626.12	696,304.00
CAPITAL OUTLAY					
00200107 PLANT CAPITAL OUTLAY	17,034.18	18,730.86	47,120.00	24,936.76	34,700.00
TOTAL CAPITAL OUTLAY	17,034.18	18,730.86	47,120.00	24,936.76	34,700.00
OTHER					
00200108 PLANT INSURANCE	197,320.69	201,621.73	177,341.00	142,733.21	177,341.00
TOTAL OTHER	197,320.69	201,621.73	177,341.00	142,733.21	177,341.00
TOTAL 0020 PLANT ADMINISTRATION	2,398,511.19	2,673,025.37	2,652,218.00	1,829,544.51	2,833,702.00

CITY OF BUFFALO
BUFFALO SEWER AUTHORITY
APPROPRIATION BY OBJECT DETAIL

	2013-2014 ACTUAL EXPENDITURES	2014-2015 ACTUAL EXPENDITURES	2015-2016 ORIGINAL BUDGET	2015-2016 YEAR TO DATE EXPENDITURES	2016-2017 ADOPTED BUDGET
0021 RAW WASTEWATER PUMPS					
PERSONAL SERVICES					
00210161 RWWP SALARIES OPERATORS	56,787.63	95,177.30	95,104.00	87,463.28	108,479.00
TOTAL PERSONAL SERVICES	56,787.63	95,177.30	95,104.00	87,463.28	108,479.00
SUPPLIES					
00210105 RWWP SUPPLIES	55,805.14	43,148.46	156,300.00	35,827.02	21,000.00
TOTAL SUPPLIES	55,805.14	43,148.46	156,300.00	35,827.02	21,000.00
SERVICES					
00210106 RWWP SERVICES	19,969.00	18,280.00	100,000.00	.00	10,000.00
TOTAL SERVICES	19,969.00	18,280.00	100,000.00	.00	10,000.00
TOTAL 0021 RAW WASTEWATER PUMPS	132,561.77	156,605.76	351,404.00	123,290.30	139,479.00

CITY OF BUFFALO
BUFFALO SEWER AUTHORITY
APPROPRIATION BY OBJECT DETAIL

	2013-2014 ACTUAL EXPENDITURES	2014-2015 ACTUAL EXPENDITURES	2015-2016 ORIGINAL BUDGET	2015-2016 YEAR TO DATE EXPENDITURES	2016-2017 ADOPTED BUDGET
0022 SCREEN ROOM					
SUPPLIES					
00220105 SCREEN SUPPPLIES	20,072.34	25,827.94	83,000.00	2,018.85	83,000.00
TOTAL SUPPLIES	20,072.34	25,827.94	83,000.00	2,018.85	83,000.00
SERVICES					
00220106 SCREEN SERVICES	.00	.00	5,000.00	.00	5,000.00
TOTAL SERVICES	.00	.00	5,000.00	.00	5,000.00
TOTAL 0022 SCREEN ROOM	20,072.34	25,827.94	88,000.00	2,018.85	88,000.00

CITY OF BUFFALO
BUFFALO SEWER AUTHORITY
APPROPRIATION BY OBJECT DETAIL

	2013-2014 ACTUAL EXPENDITURES	2014-2015 ACTUAL EXPENDITURES	2015-2016 ORIGINAL BUDGET	2015-2016 YEAR TO DATE EXPENDITURES	2016-2017 ADOPTED BUDGET
0023 GRIT ROOM					
PERSONAL SERVICES					
00230161 GRIT SALARIESOPERATORS	62,620.91	102,578.62	129,291.00	103,537.94	143,025.00
TOTAL PERSONAL SERVICES	62,620.91	102,578.62	129,291.00	103,537.94	143,025.00
SUPPLIES					
00230105 GRIT SUPPLIES	41,117.14	18,259.67	217,700.00	12,379.15	214,700.00
TOTAL SUPPLIES	41,117.14	18,259.67	217,700.00	12,379.15	214,700.00
SERVICES					
00230106 GRIT SERVICES	56,017.09	38,449.55	53,271.00	35,802.98	111,000.00
TOTAL SERVICES	56,017.09	38,449.55	53,271.00	35,802.98	111,000.00
CAPITAL OUTLAY					
00230107 GRIT CAPITAL OUTLAY	.00	.00	.00	.00	.00
TOTAL CAPITAL OUTLAY	.00	.00	.00	.00	.00
TOTAL 0023 GRIT ROOM	159,755.14	159,287.84	400,262.00	151,720.07	468,725.00

CITY OF BUFFALO
BUFFALO SEWER AUTHORITY
APPROPRIATION BY OBJECT DETAIL

	2013-2014 ACTUAL EXPENDITURES	2014-2015 ACTUAL EXPENDITURES	2015-2016 ORIGINAL BUDGET	2015-2016 YEAR TO DATE EXPENDITURES	2016-2017 ADOPTED BUDGET
0024 PRIMARY SEDIMENTATION					
PERSONAL SERVICES					
00240161 PSED SALARIES OPERATORS	2,370.29	3,279.05	132,087.00	54,767.98	135,250.00
TOTAL PERSONAL SERVICES	2,370.29	3,279.05	132,087.00	54,767.98	135,250.00
SUPPLIES					
00240105 PSED SUPPLIES	51,008.37	77,209.15	60,600.00	40,183.42	79,100.00
TOTAL SUPPLIES	51,008.37	77,209.15	60,600.00	40,183.42	79,100.00
SERVICES					
00240106 PSED SERVICES	25,996.95	.00	20,000.00	7,491.00	20,000.00
TOTAL SERVICES	25,996.95	.00	20,000.00	7,491.00	20,000.00
CAPITAL OUTLAY					
00240107 PSED CAPITAL OUTLAY	28,566.70	.00	.00	.00	.00
TOTAL CAPITAL OUTLAY	28,566.70	.00	.00	.00	.00
TOTAL 0024 PRIMARY SEDIMENTATION	107,942.31	80,488.20	212,687.00	102,442.40	234,350.00

CITY OF BUFFALO
BUFFALO SEWER AUTHORITY
APPROPRIATION BY OBJECT DETAIL

	2013-2014 ACTUAL EXPENDITURES	2014-2015 ACTUAL EXPENDITURES	2015-2016 ORIGINAL BUDGET	2015-2016 YEAR TO DATE EXPENDITURES	2016-2017 ADOPTED BUDGET
0025 SECONDARY CONTROL					
PERSONAL SERVICES					
00250161 SECON SALARIESOPERATORS	55,710.11	18,774.61	136,697.00	57,984.87	139,823.00
TOTAL PERSONAL SERVICES	55,710.11	18,774.61	136,697.00	57,984.87	139,823.00
SUPPLIES					
00250105 SECON SUPPLIES	1,753.00	13,555.13	5,500.00	1,677.25	5,000.00
TOTAL SUPPLIES	1,753.00	13,555.13	5,500.00	1,677.25	5,000.00
SERVICES					
00250106 SECON SERVICES	31,000.65	28,988.64	.00	.00	.00
TOTAL SERVICES	31,000.65	28,988.64	.00	.00	.00
TOTAL 0025 SECONDARY CONTROL	88,463.76	61,318.38	142,197.00	59,662.12	144,823.00

CITY OF BUFFALO
BUFFALO SEWER AUTHORITY
APPROPRIATION BY OBJECT DETAIL

	2013-2014 ACTUAL EXPENDITURES	2014-2015 ACTUAL EXPENDITURES	2015-2016 ORIGINAL BUDGET	2015-2016 YEAR TO DATE EXPENDITURES	2016-2017 ADOPTED BUDGET
0026 PRIMARY CONTROL					
PERSONAL SERVICES					
00260161 PRIM SALARIES OPERATORS	164,946.26	146,254.24	153,561.00	118,406.48	175,902.00
TOTAL PERSONAL SERVICES	164,946.26	146,254.24	153,561.00	118,406.48	175,902.00
SUPPLIES					
00260105 PRIM SUPPLIES	19,518.53	8,145.50	20,000.00	1,535.00	15,000.00
TOTAL SUPPLIES	19,518.53	8,145.50	20,000.00	1,535.00	15,000.00
SERVICES					
00260106 PRIM SERVICES	.00	.00	2,000.00	.00	.00
TOTAL SERVICES	.00	.00	2,000.00	.00	.00
TOTAL 0026 PRIMARY CONTROL	184,464.79	154,399.74	175,561.00	119,941.48	190,902.00

CITY OF BUFFALO
BUFFALO SEWER AUTHORITY
APPROPRIATION BY OBJECT DETAIL

	2013-2014 ACTUAL EXPENDITURES	2014-2015 ACTUAL EXPENDITURES	2015-2016 ORIGINAL BUDGET	2015-2016 YEAR TO DATE EXPENDITURES	2016-2017 ADOPTED BUDGET
0027 GAS COMPRESSOR BUILDING					
SUPPLIES					
00270105 GAS SUPPLIES	7,193.78	14,192.67	28,750.00	.00	17,500.00
TOTAL SUPPLIES	7,193.78	14,192.67	28,750.00	.00	17,500.00
SERVICES					
00270106 GAS SERVICES	95,529.95	38,922.65	121,000.00	49,716.90	121,000.00
TOTAL SERVICES	95,529.95	38,922.65	121,000.00	49,716.90	121,000.00
TOTAL 0027 GAS COMPRESSOR BUILDING	102,723.73	53,115.32	149,750.00	49,716.90	138,500.00

CITY OF BUFFALO
BUFFALO SEWER AUTHORITY
APPROPRIATION BY OBJECT DETAIL

	2013-2014 ACTUAL EXPENDITURES	2014-2015 ACTUAL EXPENDITURES	2015-2016 ORIGINAL BUDGET	2015-2016 YEAR TO DATE EXPENDITURES	2016-2017 ADOPTED BUDGET
0028 SETTLED WASTEWATER PUMPS					
PERSONAL SERVICES					
00280161 SWWP SALARIES OPERATORS	60,396.07	5,752.41	89,198.00	27,879.92	93,937.00
TOTAL PERSONAL SERVICES	60,396.07	5,752.41	89,198.00	27,879.92	93,937.00
SUPPLIES					
00280105 SWWP SUPPLIES	11,502.77	8,159.85	138,000.00	42,231.76	160,500.00
TOTAL SUPPLIES	11,502.77	8,159.85	138,000.00	42,231.76	160,500.00
SERVICES					
00280106 SWWP SERVICES	26,757.00	438,055.00	100,000.00	.00	5,000.00
TOTAL SERVICES	26,757.00	438,055.00	100,000.00	.00	5,000.00
CAPITAL OUTLAY					
00280107 SWWP CAPITAL OUTLAY	.00	.00	20,000.00	.00	.00
TOTAL CAPITAL OUTLAY	.00	.00	20,000.00	.00	.00
TOTAL 0028 SETTLED WASTEWATER PUMPS	98,655.84	451,967.26	347,198.00	70,111.68	259,437.00

CITY OF BUFFALO
BUFFALO SEWER AUTHORITY
APPROPRIATION BY OBJECT DETAIL

	2013-2014 ACTUAL EXPENDITURES	2014-2015 ACTUAL EXPENDITURES	2015-2016 ORIGINAL BUDGET	2015-2016 YEAR TO DATE EXPENDITURES	2016-2017 ADOPTED BUDGET
0029 AERATION					
PERSONAL SERVICES					
00290161 AER SALARIES OPERATORS	460,350.39	397,602.56	507,062.00	192,225.18	584,609.00
TOTAL PERSONAL SERVICES	460,350.39	397,602.56	507,062.00	192,225.18	584,609.00
SUPPLIES					
00290105 AER SUPPLIES	272,515.20	167,414.16	89,700.00	163,987.75	107,200.00
TOTAL SUPPLIES	272,515.20	167,414.16	89,700.00	163,987.75	107,200.00
SERVICES					
00290106 AER SERVICES	54,305.31	155,948.94	140,000.00	2,225.00	110,000.00
TOTAL SERVICES	54,305.31	155,948.94	140,000.00	2,225.00	110,000.00
CAPITAL OUTLAY					
00290107 AER CAPITAL OUTLAY	31,640.12	.00	124,000.00	.00	80,000.00
TOTAL CAPITAL OUTLAY	31,640.12	.00	124,000.00	.00	80,000.00
TOTAL 0029 AERATION	818,811.02	720,965.66	860,762.00	358,437.93	881,809.00

CITY OF BUFFALO
BUFFALO SEWER AUTHORITY
APPROPRIATION BY OBJECT DETAIL

	2013-2014 ACTUAL EXPENDITURES	2014-2015 ACTUAL EXPENDITURES	2015-2016 ORIGINAL BUDGET	2015-2016 YEAR TO DATE EXPENDITURES	2016-2017 ADOPTED BUDGET
0030 BLOWER BUILDING					
UTILITIES					
00300103 BLOW UTILITIES	3,661,103.03	3,604,417.26	6,000,750.00	2,480,769.49	6,000,750.00
TOTAL UTILITIES	3,661,103.03	3,604,417.26	6,000,750.00	2,480,769.49	6,000,750.00
SUPPLIES					
00300105 BLOW SUPPPLIES	15,629.60	24,368.00	41,000.00	98,641.01	30,000.00
TOTAL SUPPLIES	15,629.60	24,368.00	41,000.00	98,641.01	30,000.00
SERVICES					
00300106 BLOW SERVICES	891.99	6,593.69	6,000.00	9,400.00	7,000.00
TOTAL SERVICES	891.99	6,593.69	6,000.00	9,400.00	7,000.00
TOTAL 0030 BLOWER BUILDING	3,677,624.62	3,635,378.95	6,047,750.00	2,588,810.50	6,037,750.00

CITY OF BUFFALO
BUFFALO SEWER AUTHORITY
APPROPRIATION BY OBJECT DETAIL

	2013-2014 ACTUAL EXPENDITURES	2014-2015 ACTUAL EXPENDITURES	2015-2016 ORIGINAL BUDGET	2015-2016 YEAR TO DATE EXPENDITURES	2016-2017 ADOPTED BUDGET
0032 CHEMICAL HANDLING BUILDING					
SUPPLIES					
00320105 CHEM SUPPLIES	10,488.91	5,810.40	17,800.00	3,658.56	10,000.00
TOTAL SUPPLIES	10,488.91	5,810.40	17,800.00	3,658.56	10,000.00
SERVICES					
00320106 CHEM SERVICES	.00	.00	.00	.00	.00
TOTAL SERVICES	.00	.00	.00	.00	.00
CAPITAL OUTLAY					
00320107 CHEM CAPITAL OUTLAY	.00	.00	.00	.00	.00
TOTAL CAPITAL OUTLAY	.00	.00	.00	.00	.00
TOTAL 0032 CHEMICAL HANDLING BUILDING	10,488.91	5,810.40	17,800.00	3,658.56	10,000.00

CITY OF BUFFALO
BUFFALO SEWER AUTHORITY
APPROPRIATION BY OBJECT DETAIL

	2013-2014 ACTUAL EXPENDITURES	2014-2015 ACTUAL EXPENDITURES	2015-2016 ORIGINAL BUDGET	2015-2016 YEAR TO DATE EXPENDITURES	2016-2017 ADOPTED BUDGET
0033 FINAL EFFLUENT BUILDING					
PERSONAL SERVICES					
00330161 FINAL SALARIES OPERATORS	60,459.61	83,119.21	55,000.00	75,514.22	65,413.00
TOTAL PERSONAL SERVICES	60,459.61	83,119.21	55,000.00	75,514.22	65,413.00
SUPPLIES					
00330105 FINAL SUPPLIES	589,259.77	529,054.79	586,727.00	385,297.68	586,727.00
TOTAL SUPPLIES	589,259.77	529,054.79	586,727.00	385,297.68	586,727.00
SERVICES					
00330106 FINAL SERVICES	.00	5,974.96	3,000.00	.00	.00
TOTAL SERVICES	.00	5,974.96	3,000.00	.00	.00
CAPITAL OUTLAY					
00330107 FINAL CAPITAL OUTLAY	.00	.00	36,000.00	.00	.00
TOTAL CAPITAL OUTLAY	.00	.00	36,000.00	.00	.00
TOTAL 0033 FINAL EFFLUENT BUILDING	649,719.38	618,148.96	680,727.00	460,811.90	652,140.00

CITY OF BUFFALO
BUFFALO SEWER AUTHORITY
APPROPRIATION BY OBJECT DETAIL

	2013-2014 ACTUAL EXPENDITURES	2014-2015 ACTUAL EXPENDITURES	2015-2016 ORIGINAL BUDGET	2015-2016 YEAR TO DATE EXPENDITURES	2016-2017 ADOPTED BUDGET
0034 THICKENER AREA-INCL. FLT EQUIP					
SUPPLIES					
00340105 THICK SUPPLIES	251,196.15	301,633.36	326,000.00	175,705.18	322,000.00
TOTAL SUPPLIES	251,196.15	301,633.36	326,000.00	175,705.18	322,000.00
SERVICES					
00340106 THICK SERVICES	.00	8,900.00	12,600.00	.00	.00
TOTAL SERVICES	.00	8,900.00	12,600.00	.00	.00
TOTAL 0034 THICKENER AREA-INCL FLT EQUIP	251,196.15	310,533.36	338,600.00	175,705.18	322,000.00

CITY OF BUFFALO
BUFFALO SEWER AUTHORITY
APPROPRIATION BY OBJECT DETAIL

	2013-2014 ACTUAL EXPENDITURES	2014-2015 ACTUAL EXPENDITURES	2015-2016 ORIGINAL BUDGET	2015-2016 YEAR TO DATE EXPENDITURES	2016-2017 ADOPTED BUDGET
0035 FILTER FEED AREA-INCL MIX TNKS					
SUPPLIES					
00350105 FILT SUPPLIES	4,940.00	12,716.33	11,500.00	8,145.92	14,500.00
TOTAL SUPPLIES	4,940.00	12,716.33	11,500.00	8,145.92	14,500.00
SERVICES					
00350106 FILT SERVICES	8,261.00	.00	.00	.00	.00
TOTAL SERVICES	8,261.00	.00	.00	.00	.00
CAPITAL OUTLAY					
00350107 FILT CAPITAL OUTLAY	.00	.00	.00	.00	.00
TOTAL CAPITAL OUTLAY	.00	.00	.00	.00	.00
TOTAL 0035 FILTER FEED AREA-INCL MIX TNKS	13,201.00	12,716.33	11,500.00	8,145.92	14,500.00

CITY OF BUFFALO
BUFFALO SEWER AUTHORITY
APPROPRIATION BY OBJECT DETAIL

	2013-2014 ACTUAL EXPENDITURES	2014-2015 ACTUAL EXPENDITURES	2015-2016 ORIGINAL BUDGET	2015-2016 YEAR TO DATE EXPENDITURES	2016-2017 ADOPTED BUDGET
0036 SLUDGE DEWATERING-PRESSES/CONV					
PERSONAL SERVICES					
00360161 DEWAT SALARIES OPERATORS	444,727.12	535,263.79	572,632.00	360,398.50	667,547.00
TOTAL PERSONAL SERVICES	444,727.12	535,263.79	572,632.00	360,398.50	667,547.00
UTILITIES					
00360103 DEWAT UTILITIES	577,930.20	549,225.29	327,600.00	452,560.40	427,600.00
TOTAL UTILITIES	577,930.20	549,225.29	327,600.00	452,560.40	427,600.00
SUPPLIES					
00360105 DEWAT SUPPLIES	609,884.05	620,691.48	1,190,656.00	438,149.25	1,190,656.00
TOTAL SUPPLIES	609,884.05	620,691.48	1,190,656.00	438,149.25	1,190,656.00
SERVICES					
00360106 DEWAT SERVICES	.00	.00	.00	.00	.00
TOTAL SERVICES	.00	.00	.00	.00	.00
CAPITAL OUTLAY					
00360107 DEWAT CAPITAL OUTLAY	.00	.00	.00	.00	.00
TOTAL CAPITAL OUTLAY	.00	.00	.00	.00	.00
TOTAL 0036 SLUDGE DEWATERING-PRESSES/CONV	1,632,541.37	1,705,180.56	2,090,888.00	1,251,108.15	2,285,803.00

CITY OF BUFFALO
BUFFALO SEWER AUTHORITY
APPROPRIATION BY OBJECT DETAIL

	2013-2014 ACTUAL EXPENDITURES	2014-2015 ACTUAL EXPENDITURES	2015-2016 ORIGINAL BUDGET	2015-2016 YEAR TO DATE EXPENDITURES	2016-2017 ADOPTED BUDGET
0037 CENTRIFUGE					
SUPPLIES					
00370105 CENTRIFUGE SUPPLIES	71,225.97	10,299.17	62,600.00	84,663.77	77,100.00
TOTAL SUPPLIES	71,225.97	10,299.17	62,600.00	84,663.77	77,100.00
SERVICES					
00370106 CENTRIFUGE SERVICES	99,678.27	13,049.05	5,000.00	.00	115,000.00
TOTAL SERVICES	99,678.27	13,049.05	5,000.00	.00	115,000.00
CAPITAL OUTLAY					
00370107 CENTRIFUGE CAPITAL OUTLAY	.00	.00	.00	.00	.00
TOTAL CAPITAL OUTLAY	.00	.00	.00	.00	.00
TOTAL 0037 CENTRIFUGE	170,904.24	23,348.22	67,600.00	84,663.77	192,100.00

CITY OF BUFFALO
BUFFALO SEWER AUTHORITY
APPROPRIATION BY OBJECT DETAIL

	2013-2014 ACTUAL EXPENDITURES	2014-2015 ACTUAL EXPENDITURES	2015-2016 ORIGINAL BUDGET	2015-2016 YEAR TO DATE EXPENDITURES	2016-2017 ADOPTED BUDGET
0038 INCINERATION-INCL ASH HANDLING					
PERSONAL SERVICES					
00380131 INCIN SALARIES SUPERVISION	89,716.93	88,627.30	83,217.00	69,645.25	143,677.00
00380161 INCIN SALARIES OPERATORS	792,427.61	773,071.82	955,018.00	587,037.45	1,005,709.00
TOTAL PERSONAL SERVICES	882,144.54	861,699.12	1,038,235.00	656,682.70	1,149,386.00
UTILITIES					
00380103 INCIN UTILITIES	1,293,653.61	1,470,842.73	2,000,000.00	785,982.95	1,800,000.00
TOTAL UTILITIES	1,293,653.61	1,470,842.73	2,000,000.00	785,982.95	1,800,000.00
TRAVEL AND MEMBERSHIPS					
00380104 INCIN TRAVEL	.00	.00	500.00	.00	500.00
TOTAL TRAVEL AND MEMBERSHIPS	.00	.00	500.00	.00	500.00
SUPPLIES					
00380105 INCIN SUPPLIES	522,360.52	329,063.33	362,968.00	138,152.02	361,968.00
TOTAL SUPPLIES	522,360.52	329,063.33	362,968.00	138,152.02	361,968.00
SERVICES					
00380106 INCIN SERVICES	626,500.75	474,081.55	876,295.00	336,504.12	916,730.00
TOTAL SERVICES	626,500.75	474,081.55	876,295.00	336,504.12	916,730.00
CAPITAL OUTLAY					
00380107 INCIN CAPITAL OUTLAY	.00	874.04	177,000.00	.00	168,500.00
TOTAL CAPITAL OUTLAY	.00	874.04	177,000.00	.00	168,500.00
TOTAL 0038 INCINERATION-INCL ASH HANDLING	3,324,659.42	3,136,560.77	4,454,998.00	1,917,321.79	4,397,084.00

CITY OF BUFFALO
BUFFALO SEWER AUTHORITY
APPROPRIATION BY OBJECT DETAIL

	2013-2014 ACTUAL EXPENDITURES	2014-2015 ACTUAL EXPENDITURES	2015-2016 ORIGINAL BUDGET	2015-2016 YEAR TO DATE EXPENDITURES	2016-2017 ADOPTED BUDGET
0039 HAMBURG DRAIN FLOAT CTRL FACIL					
UTILITIES					
00390103 HAMBURG DRAIN FLOATABLE UT	.00	66,881.12	37,000.00	21,040.62	.00
TOTAL UTILITIES	.00	66,881.12	37,000.00	21,040.62	.00
SUPPLIES					
00390105 HAMBURG DRAIN FLOATABLE SU	.00	.00	3,800.00	.00	.00
TOTAL SUPPLIES	.00	.00	3,800.00	.00	.00
SERVICES					
00390106 HAMBURG DRAIN FLOATABLE SV	.00	.00	.00	.00	.00
TOTAL SERVICES	.00	.00	.00	.00	.00
TOTAL 0039 HAMBURG DRAIN FLOAT CTRL FACIL	.00	66,881.12	40,800.00	21,040.62	.00

CITY OF BUFFALO
BUFFALO SEWER AUTHORITY
APPROPRIATION BY OBJECT DETAIL

	2013-2014 ACTUAL EXPENDITURES	2014-2015 ACTUAL EXPENDITURES	2015-2016 ORIGINAL BUDGET	2015-2016 YEAR TO DATE EXPENDITURES	2016-2017 ADOPTED BUDGET
0040 SOUTH BUFFALO PUMP STATION					
PERSONAL SERVICES					
00400161 SOUTH SALARIES OPERATORS	2,742.78	.00	51,883.00	496.59	50,733.00
TOTAL PERSONAL SERVICES	2,742.78	.00	51,883.00	496.59	50,733.00
UTILITIES					
00400103 SOUTH UTILITIES	68,753.49	61,532.20	73,200.00	37,395.02	72,200.00
TOTAL UTILITIES	68,753.49	61,532.20	73,200.00	37,395.02	72,200.00
SUPPLIES					
00400105 SOUTH SUPPLIES	984.43	10,362.00	1,500.00	25,698.49	4,000.00
TOTAL SUPPLIES	984.43	10,362.00	1,500.00	25,698.49	4,000.00
SERVICES					
00400106 SOUTH SERVICES	.00	.00	.00	.00	.00
TOTAL SERVICES	.00	.00	.00	.00	.00
TOTAL 0040 SOUTH BUFFALO PUMP STATION	72,480.70	71,894.20	126,583.00	63,590.10	126,933.00

CITY OF BUFFALO
BUFFALO SEWER AUTHORITY
APPROPRIATION BY OBJECT DETAIL

	2013-2014 ACTUAL EXPENDITURES	2014-2015 ACTUAL EXPENDITURES	2015-2016 ORIGINAL BUDGET	2015-2016 YEAR TO DATE EXPENDITURES	2016-2017 ADOPTED BUDGET
0041 HAMBURG STREET					
UTILITIES					
00410103 HAMBURG UTILITIES	37,332.31	57,346.74	35,400.00	18,889.96	35,150.00
TOTAL UTILITIES	37,332.31	57,346.74	35,400.00	18,889.96	35,150.00
SUPPLIES					
00410105 HAMBURG SUPPLIES	374.14	8,262.00	3,000.00	5,593.00	3,000.00
TOTAL SUPPLIES	374.14	8,262.00	3,000.00	5,593.00	3,000.00
SERVICES					
00410106 HAMBURG SERVICES	255.00	255.00	300.00	255.00	300.00
TOTAL SERVICES	255.00	255.00	300.00	255.00	300.00
TOTAL 0041 HAMBURG STREET	37,961.45	65,863.74	38,700.00	24,737.96	38,450.00

CITY OF BUFFALO
BUFFALO SEWER AUTHORITY
APPROPRIATION BY OBJECT DETAIL

	2013-2014 ACTUAL EXPENDITURES	2014-2015 ACTUAL EXPENDITURES	2015-2016 ORIGINAL BUDGET	2015-2016 YEAR TO DATE EXPENDITURES	2016-2017 ADOPTED BUDGET
0042 AMHERST QUARRY					
UTILITIES					
00420103 AMHERST UTILITIES	21,391.79	23,775.97	25,300.00	13,723.38	25,200.00
TOTAL UTILITIES	21,391.79	23,775.97	25,300.00	13,723.38	25,200.00
SUPPLIES					
00420105 AMHERST SUPPLIES	23.29	5,190.60	1,000.00	.00	1,000.00
TOTAL SUPPLIES	23.29	5,190.60	1,000.00	.00	1,000.00
SERVICES					
00420106 AMHERST SERVICES	.00	.00	.00	.00	2,000.00
TOTAL SERVICES	.00	.00	.00	.00	2,000.00
TOTAL 0042 AMHERST QUARRY	21,415.08	28,966.57	26,300.00	13,723.38	28,200.00

CITY OF BUFFALO
BUFFALO SEWER AUTHORITY
APPROPRIATION BY OBJECT DETAIL

	2013-2014 ACTUAL EXPENDITURES	2014-2015 ACTUAL EXPENDITURES	2015-2016 ORIGINAL BUDGET	2015-2016 YEAR TO DATE EXPENDITURES	2016-2017 ADOPTED BUDGET
0043 BABCOCK STREET					
UTILITIES					
00430103 BABCOCK UTILITIES	9,641.63	10,244.51	10,100.00	5,488.00	10,100.00
TOTAL UTILITIES	9,641.63	10,244.51	10,100.00	5,488.00	10,100.00
SUPPLIES					
00430105 BABCOCK SUPPLIES	.00	.00	.00	187.00	5,000.00
TOTAL SUPPLIES	.00	.00	.00	187.00	5,000.00
SERVICES					
00430106 BABCOCK SERVICES	.00	.00	.00	.00	.00
TOTAL SERVICES	.00	.00	.00	.00	.00
TOTAL 0043 BABCOCK STREET	9,641.63	10,244.51	10,100.00	5,675.00	15,100.00

CITY OF BUFFALO
BUFFALO SEWER AUTHORITY
APPROPRIATION BY OBJECT DETAIL

	2013-2014 ACTUAL EXPENDITURES	2014-2015 ACTUAL EXPENDITURES	2015-2016 ORIGINAL BUDGET	2015-2016 YEAR TO DATE EXPENDITURES	2016-2017 ADOPTED BUDGET
0044 KELLY ISLAND - S STATION					
UTILITIES					
00440103 KELLYS UTILITES	10,831.94	8,263.63	13,700.00	6,570.14	10,700.00
TOTAL UTILITIES	10,831.94	8,263.63	13,700.00	6,570.14	10,700.00
SUPPLIES					
00440105 KELLYS SUPPLIES	1,583.84	388.11	.00	266.21	5,000.00
TOTAL SUPPLIES	1,583.84	388.11	.00	266.21	5,000.00
SERVICES					
00440106 KELLYS SERVICES	.00	.00	.00	.00	.00
TOTAL SERVICES	.00	.00	.00	.00	.00
TOTAL 0044 KELLY ISLAND - S STATION	12,415.78	8,651.74	13,700.00	6,836.35	15,700.00

CITY OF BUFFALO
BUFFALO SEWER AUTHORITY
APPROPRIATION BY OBJECT DETAIL

	2013-2014 ACTUAL EXPENDITURES	2014-2015 ACTUAL EXPENDITURES	2015-2016 ORIGINAL BUDGET	2015-2016 YEAR TO DATE EXPENDITURES	2016-2017 ADOPTED BUDGET
0045 KELLY ISLAND - F STATION					
UTILITIES					
00450103 KELLYF UTILITIES	2,785.15	3,163.03	3,100.00	1,454.25	3,100.00
TOTAL UTILITIES	2,785.15	3,163.03	3,100.00	1,454.25	3,100.00
SUPPLIES					
00450105 KELLYF SUPPLIES	.00	.00	.00	.00	.00
TOTAL SUPPLIES	.00	.00	.00	.00	.00
SERVICES					
00450106 KELLYF SERVICES	.00	.00	.00	.00	.00
TOTAL SERVICES	.00	.00	.00	.00	.00
TOTAL 0045 KELLY ISLAND - F STATION	2,785.15	3,163.03	3,100.00	1,454.25	3,100.00

CITY OF BUFFALO
BUFFALO SEWER AUTHORITY
APPROPRIATION BY OBJECT DETAIL

	2013-2014 ACTUAL EXPENDITURES	2014-2015 ACTUAL EXPENDITURES	2015-2016 ORIGINAL BUDGET	2015-2016 YEAR TO DATE EXPENDITURES	2016-2017 ADOPTED BUDGET
0046 KELLY ISLAND - X STATION					
UTILITIES					
00460103 KELLYX UTILITIES	3,575.26	4,610.96	6,000.00	2,129.16	4,600.00
TOTAL UTILITIES	3,575.26	4,610.96	6,000.00	2,129.16	4,600.00
SUPPLIES					
00460105 KELLYX SUPPLIES	.00	.00	3,600.00	.00	3,600.00
TOTAL SUPPLIES	.00	.00	3,600.00	.00	3,600.00
SERVICES					
00460106 KELLYX SERVICES	.00	.00	.00	.00	.00
TOTAL SERVICES	.00	.00	.00	.00	.00
TOTAL 0046 KELLY ISLAND - X STATION	3,575.26	4,610.96	9,600.00	2,129.16	8,200.00

CITY OF BUFFALO
BUFFALO SEWER AUTHORITY
APPROPRIATION BY OBJECT DETAIL

	2013-2014 ACTUAL EXPENDITURES	2014-2015 ACTUAL EXPENDITURES	2015-2016 ORIGINAL BUDGET	2015-2016 YEAR TO DATE EXPENDITURES	2016-2017 ADOPTED BUDGET
0047 WATERFRONT VILLAGE					
UTILITIES					
00470103 WATER UTILITIES	1,454.72	1,396.61	1,700.00	1,130.25	1,300.00
TOTAL UTILITIES	1,454.72	1,396.61	1,700.00	1,130.25	1,300.00
SUPPLIES					
00470105 WATER SUPPLIES	1,062.98	62.95	.00	.00	.00
TOTAL SUPPLIES	1,062.98	62.95	.00	.00	.00
SERVICES					
00470106 WATER SERVICES	.00	.00	.00	.00	.00
TOTAL SERVICES	.00	.00	.00	.00	.00
CAPITAL OUTLAY					
00470107 WATER CAPITAL OUTLAY	.00	.00	.00	.00	.00
TOTAL CAPITAL OUTLAY	.00	.00	.00	.00	.00
TOTAL 0047 WATERFRONT VILLAGE	2,517.70	1,459.56	1,700.00	1,130.25	1,300.00

CITY OF BUFFALO
BUFFALO SEWER AUTHORITY
APPROPRIATION BY OBJECT DETAIL

	2013-2014 ACTUAL EXPENDITURES	2014-2015 ACTUAL EXPENDITURES	2015-2016 ORIGINAL BUDGET	2015-2016 YEAR TO DATE EXPENDITURES	2016-2017 ADOPTED BUDGET
0048 TIFFT STREET					
UTILITIES					
00480103 TIFFT UTILITIES	1,266.57	1,231.06	1,500.00	739.87	1,100.00
TOTAL UTILITIES	1,266.57	1,231.06	1,500.00	739.87	1,100.00
SUPPLIES					
00480105 TIFFT SUPPLIES	158.81	.00	500.00	.00	500.00
TOTAL SUPPLIES	158.81	.00	500.00	.00	500.00
TOTAL 0048 TIFFT STREET	1,425.38	1,231.06	2,000.00	739.87	1,600.00

CITY OF BUFFALO
BUFFALO SEWER AUTHORITY
APPROPRIATION BY OBJECT DETAIL

	2013-2014 ACTUAL EXPENDITURES	2014-2015 ACTUAL EXPENDITURES	2015-2016 ORIGINAL BUDGET	2015-2016 YEAR TO DATE EXPENDITURES	2016-2017 ADOPTED BUDGET
0049 NIAGARA METERING					
UTILITIES					
00490103 NIAGARA UTILITIES	4,866.91	4,529.45	7,100.00	2,206.76	7,350.00
TOTAL UTILITIES	4,866.91	4,529.45	7,100.00	2,206.76	7,350.00
SUPPLIES					
00490105 NIAGARA SUPPLIES	551.49	.00	.00	.00	500.00
TOTAL SUPPLIES	551.49	.00	.00	.00	500.00
SERVICES					
00490106 NIAGARA SERVICES	255.00	255.00	300.00	255.00	300.00
TOTAL SERVICES	255.00	255.00	300.00	255.00	300.00
TOTAL 0049 NIAGARA METERING	5,673.40	4,784.45	7,400.00	2,461.76	8,150.00

CITY OF BUFFALO
BUFFALO SEWER AUTHORITY
APPROPRIATION BY OBJECT DETAIL

	2013-2014 ACTUAL EXPENDITURES	2014-2015 ACTUAL EXPENDITURES	2015-2016 ORIGINAL BUDGET	2015-2016 YEAR TO DATE EXPENDITURES	2016-2017 ADOPTED BUDGET
0050 WALDEN HEIGHTS					
UTILITIES					
00500103 WALD UTILITES	2,401.00	2,149.74	2,200.00	1,186.50	2,750.00
TOTAL UTILITIES	2,401.00	2,149.74	2,200.00	1,186.50	2,750.00
SUPPLIES					
00500105 WALD SUPPLIES	.00	.00	.00	.00	500.00
TOTAL SUPPLIES	.00	.00	.00	.00	500.00
SERVICES					
00500106 WALD SERVICES	.00	.00	.00	.00	.00
TOTAL SERVICES	.00	.00	.00	.00	.00
TOTAL 0050 WALDEN HEIGHTS	2,401.00	2,149.74	2,200.00	1,186.50	3,250.00

CITY OF BUFFALO
BUFFALO SEWER AUTHORITY
APPROPRIATION BY OBJECT DETAIL

	2013-2014 ACTUAL EXPENDITURES	2014-2015 ACTUAL EXPENDITURES	2015-2016 ORIGINAL BUDGET	2015-2016 YEAR TO DATE EXPENDITURES	2016-2017 ADOPTED BUDGET
0051 LABORATORY					
PERSONAL SERVICES					
00510101 LAB AUTOMOBILE ALLOWANCE	.00	.00	.00	.00	.00
00510151 LAB SALARIES TECHNICAL	315,705.14	322,859.13	520,383.00	226,571.51	570,576.00
00510161 LAB SALARIES OPERATORS	133,179.58	139,075.97	130,855.00	102,151.19	151,376.00
TOTAL PERSONAL SERVICES	448,884.72	461,935.10	651,238.00	328,722.70	721,952.00
TRAVEL AND MEMBERSHIPS					
00510104 LAB TRAVEL EXPENSES	.00	90.00	550.00	.00	400.00
TOTAL TRAVEL AND MEMBERSHIPS	.00	90.00	550.00	.00	400.00
SUPPLIES					
00510105 LAB SUPPLIES	45,699.45	34,664.74	52,000.00	31,189.36	54,000.00
TOTAL SUPPLIES	45,699.45	34,664.74	52,000.00	31,189.36	54,000.00
SERVICES					
00510106 LAB SERVICES	16,448.39	27,210.96	20,450.00	8,862.61	28,975.00
TOTAL SERVICES	16,448.39	27,210.96	20,450.00	8,862.61	28,975.00
CAPITAL OUTLAY					
00510107 LAB CAPIAL OUTLAY	564.00	9,191.63	18,800.00	3,809.87	9,600.00
TOTAL CAPITAL OUTLAY	564.00	9,191.63	18,800.00	3,809.87	9,600.00
TOTAL 0051 LABORATORY	511,596.56	533,092.43	743,038.00	372,584.54	814,927.00

CITY OF BUFFALO
BUFFALO SEWER AUTHORITY
APPROPRIATION BY OBJECT DETAIL

	2013-2014 ACTUAL EXPENDITURES	2014-2015 ACTUAL EXPENDITURES	2015-2016 ORIGINAL BUDGET	2015-2016 YEAR TO DATE EXPENDITURES	2016-2017 ADOPTED BUDGET
0052 MAINTENANCE					
PERSONAL SERVICES					
00520131 MAINT SALARIES SUPERVISION	130,727.70	175,556.53	192,545.00	140,848.15	192,345.00
00520161 MAINT SALARIES OPERATORS	189,301.60	223,258.33	327,147.00	130,983.93	358,477.00
00520171 MAINT SALARIES REPAIR MECH	1,063,791.32	951,508.47	1,435,338.00	712,149.25	1,533,195.00
TOTAL PERSONAL SERVICES	1,383,820.62	1,350,323.33	1,955,030.00	983,981.33	2,084,017.00
SUPPLIES					
00520105 MAINT SUPPLIES	225,442.18	208,260.56	252,600.00	113,884.35	219,300.00
TOTAL SUPPLIES	225,442.18	208,260.56	252,600.00	113,884.35	219,300.00
SERVICES					
00520106 MAINT SERVICES	86,034.07	72,616.66	276,546.00	35,045.03	274,381.00
TOTAL SERVICES	86,034.07	72,616.66	276,546.00	35,045.03	274,381.00
CAPITAL OUTLAY					
00520107 MAINT CAPITAL OUTLAY	89,301.20	41,987.41	50,000.00	29,800.00	225,000.00
TOTAL CAPITAL OUTLAY	89,301.20	41,987.41	50,000.00	29,800.00	225,000.00
TOTAL 0052 MAINTENANCE	1,784,598.07	1,673,187.96	2,534,176.00	1,162,710.71	2,802,698.00

CITY OF BUFFALO
BUFFALO SEWER AUTHORITY
APPROPRIATION BY OBJECT DETAIL

	2013-2014 ACTUAL EXPENDITURES	2014-2015 ACTUAL EXPENDITURES	2015-2016 ORIGINAL BUDGET	2015-2016 YEAR TO DATE EXPENDITURES	2016-2017 ADOPTED BUDGET
0053 YARDS & GROUNDS					
PERSONAL SERVICES					
00530131 YARDS SALARIES SUPERVISION	82,211.03	77,757.54	120,277.00	48,731.84	120,277.00
00530161 YARDS SALARIES OPERATORS	493,998.02	450,396.73	592,028.00	308,485.43	620,841.00
TOTAL PERSONAL SERVICES	576,209.05	528,154.27	712,305.00	357,217.27	741,118.00
UTILITIES					
00530103 YARD UTILITES	10,095.59	10,520.14	10,500.00	5,746.46	10,750.00
TOTAL UTILITIES	10,095.59	10,520.14	10,500.00	5,746.46	10,750.00
SUPPLIES					
00530105 YARDS SUPPLIES	23,306.93	24,877.46	22,350.00	7,925.43	22,350.00
TOTAL SUPPLIES	23,306.93	24,877.46	22,350.00	7,925.43	22,350.00
SERVICES					
00530106 YARDS SERVICES	.00	.00	500.00	.00	570.00
TOTAL SERVICES	.00	.00	500.00	.00	570.00
CAPITAL OUTLAY					
00530107 YARDS CAPITAL OUTLAY	.00	1,270.20	6,500.00	.00	1,500.00
TOTAL CAPITAL OUTLAY	.00	1,270.20	6,500.00	.00	1,500.00
TOTAL 0053 YARDS & GROUNDS	609,611.57	564,822.07	752,155.00	370,889.16	776,288.00
TOTAL 92 BSA WASTEWATER TREATMENT PLANT	16,920,395.71	17,025,682.16	23,401,454.00	11,408,001.62	23,935,000.00

CITY OF BUFFALO
BUFFALO SEWER AUTHORITY
APPROPRIATION BY OBJECT DETAIL

	2013-2014 ACTUAL EXPENDITURES	2014-2015 ACTUAL EXPENDITURES	2015-2016 ORIGINAL BUDGET	2015-2016 YEAR TO DATE EXPENDITURES	2016-2017 ADOPTED BUDGET
93 BSA INDUSTRIAL WASTE DIVISION					
0055 INDUSTRIAL WASTE SECTION					
PERSONAL SERVICES					
00550121 IWS SALARIES CLERICAL	13,443.18	.00	45,831.00	.00	1.00
00550151 IWS SALARIES TECHNICAL	96,486.49	96,056.85	97,315.00	68,210.22	96,315.00
00550161 IWS SALARIES OPERATORS	204,421.41	157,437.32	209,311.00	110,432.58	306,595.00
TOTAL PERSONAL SERVICES	314,351.08	253,494.17	352,457.00	178,642.80	402,911.00
TRAVEL AND MEMBERSHIPS					
00550104 IWS TRAVEL EXPENSES	.00	100.00	.00	.00	100.00
TOTAL TRAVEL AND MEMBERSHIPS	.00	100.00	.00	.00	100.00
SUPPLIES					
00550105 IWS SUPPLIES	12,789.82	8,512.07	9,000.00	4,850.80	9,100.00
TOTAL SUPPLIES	12,789.82	8,512.07	9,000.00	4,850.80	9,100.00
SERVICES					
00550106 IWS SERVICES	178,848.77	152,994.61	141,526.00	89,976.93	140,109.00
TOTAL SERVICES	178,848.77	152,994.61	141,526.00	89,976.93	140,109.00
CAPITAL OUTLAY					
00550107 IWS CAPITAL OUTLAY	2,955.24	3,282.37	3,300.00	3,244.00	34,600.00
TOTAL CAPITAL OUTLAY	2,955.24	3,282.37	3,300.00	3,244.00	34,600.00
TOTAL 0055 INDUSTRIAL WASTE SECTION	508,944.91	418,383.22	506,283.00	276,714.53	586,820.00
TOTAL 93 BSA INDUSTRIAL WASTE DIVISION	508,944.91	418,383.22	506,283.00	276,714.53	586,820.00

CITY OF BUFFALO
BUFFALO SEWER AUTHORITY
APPROPRIATION BY OBJECT DETAIL

	2013-2014 ACTUAL EXPENDITURES	2014-2015 ACTUAL EXPENDITURES	2015-2016 ORIGINAL BUDGET	2015-2016 YEAR TO DATE EXPENDITURES	2016-2017 ADOPTED BUDGET
94 BSA ENGINEERING DIVISION					
0060 ENGINEERING					
PERSONAL SERVICES					
00600101 ENG AUTOMOBILE ALLOWANCE	.00	.00	.00	.00	.00
00600111 ENG SALARIES EXECUTIVE	102,584.46	103,451.17	105,126.00	40,152.08	88,006.00
00600121 ENG SALARIES CLERICAL	34,691.85	.00	39,261.00	.00	1.00
00600161 ENG SALARIES OPERATORS	605,223.83	729,306.50	840,431.00	528,400.77	700,256.00
TOTAL PERSONAL SERVICES	742,500.14	832,757.67	984,818.00	568,552.85	788,263.00
UTILITIES					
00600103 ENGINEERING TELEPHONE	.00	.00	.00	.00	.00
TOTAL UTILITIES	.00	.00	.00	.00	.00
TRAVEL AND MEMBERSHIPS					
00600104 ENG TRAVEL EXPENSES	4,226.27	5,226.12	5,000.00	1,511.50	4,000.00
TOTAL TRAVEL AND MEMBERSHIPS	4,226.27	5,226.12	5,000.00	1,511.50	4,000.00
SUPPLIES					
00600105 ENG SUPPLIES	788.33	2,966.14	4,700.00	1,146.69	3,500.00
TOTAL SUPPLIES	788.33	2,966.14	4,700.00	1,146.69	3,500.00
SERVICES					
00600106 ENG SERVICES	3,505.52	40,450.05	11,500.00	154,809.72	354,200.00
TOTAL SERVICES	3,505.52	40,450.05	11,500.00	154,809.72	354,200.00
CAPITAL OUTLAY					
00600107 ENG CAPITAL OUTLAY	1,998.37	7,377.16	43,000.00	15,192.43	146,000.00
TOTAL CAPITAL OUTLAY	1,998.37	7,377.16	43,000.00	15,192.43	146,000.00
TOTAL 0060 ENGINEERING	753,018.63	888,777.14	1,049,018.00	741,213.19	1,295,963.00
TOTAL 94 BSA ENGINEERING DIVISION	753,018.63	888,777.14	1,049,018.00	741,213.19	1,295,963.00

CITY OF BUFFALO
BUFFALO SEWER AUTHORITY
APPROPRIATION BY OBJECT DETAIL

	2013-2014 ACTUAL EXPENDITURES	2014-2015 ACTUAL EXPENDITURES	2015-2016 ORIGINAL BUDGET	2015-2016 YEAR TO DATE EXPENDITURES	2016-2017 ADOPTED BUDGET
95 BSA SEWER MAINTENANCE DIVISION					
0065 SEWER MAINTENANCE OFFICE					
PERSONAL SERVICES					
00650101 SWRMA AUTOMOBILE ALLOWANCE	.00	.00	.00	.00	.00
00650121 SWRMA SALARIES CLERICAL	59,397.26	59,172.22	60,699.00	42,496.13	60,399.00
00650131 SWRMA SALARIES SUPERVISION	127,141.08	131,143.09	138,438.00	96,983.14	133,904.00
TOTAL PERSONAL SERVICES	186,538.34	190,315.31	199,137.00	139,479.27	194,303.00
UTILITIES					
00650103 SWRMA UTILITIES	57,233.89	45,086.83	98,600.00	21,223.90	99,140.00
TOTAL UTILITIES	57,233.89	45,086.83	98,600.00	21,223.90	99,140.00
TRAVEL AND MEMBERSHIPS					
00650104 SWRMA TRAVEL EXPENSES	.00	.00	1,350.00	.00	650.00
TOTAL TRAVEL AND MEMBERSHIPS	.00	.00	1,350.00	.00	650.00
SUPPLIES					
00650105 SWRMA SUPPLIES	1,064.12	1,241.59	1,500.00	636.32	1,700.00
TOTAL SUPPLIES	1,064.12	1,241.59	1,500.00	636.32	1,700.00
SERVICES					
00650106 SWRMA SERVICES	50,787.63	42,898.84	82,083.00	22,917.48	81,658.00
TOTAL SERVICES	50,787.63	42,898.84	82,083.00	22,917.48	81,658.00
CAPITAL OUTLAY					
00650107 SWRMA CAPITAL OUTLAY	6,728.00	18,770.00	1,000.00	199.98	2,600.00
TOTAL CAPITAL OUTLAY	6,728.00	18,770.00	1,000.00	199.98	2,600.00
OTHER					
00650108 SWRMA INSURANCE	10,804.42	13,151.36	12,500.00	9,690.40	12,500.00
TOTAL OTHER	10,804.42	13,151.36	12,500.00	9,690.40	12,500.00
TOTAL 0065 SEWER MAINTENANCE OFFICE	313,156.40	311,463.93	396,170.00	194,147.35	392,551.00

CITY OF BUFFALO
BUFFALO SEWER AUTHORITY
APPROPRIATION BY OBJECT DETAIL

	2013-2014 ACTUAL EXPENDITURES	2014-2015 ACTUAL EXPENDITURES	2015-2016 ORIGINAL BUDGET	2015-2016 YEAR TO DATE EXPENDITURES	2016-2017 ADOPTED BUDGET
0066 SEWER REPAIR FUNCTION					
PERSONAL SERVICES					
00660101 SWRRE AUTOMOBILE ALLOWANCE	.00	.00	.00	.00	.00
00660131 SWRRE SALARIES SUPERVISION	115,001.97	110,516.46	170,569.00	55,193.87	165,309.00
00660171 SWRRE SALARIES REPAIR MECH	99,262.36	168,891.24	387,029.00	125,477.46	402,150.00
TOTAL PERSONAL SERVICES	214,264.33	279,407.70	557,598.00	180,671.33	567,459.00
SUPPLIES					
00660105 SWRRE SUPPLIES	286,698.08	275,724.46	354,500.00	283,584.32	308,000.00
TOTAL SUPPLIES	286,698.08	275,724.46	354,500.00	283,584.32	308,000.00
SERVICES					
00660106 SWRRE SERVICES	14,687.02	.00	16,000.00	.00	5,000.00
TOTAL SERVICES	14,687.02	.00	16,000.00	.00	5,000.00
CAPITAL OUTLAY					
00660107 SWRRE CAPITAL OUTLAY	18,923.66	26,593.01	3,000.00	6,866.51	29,000.00
TOTAL CAPITAL OUTLAY	18,923.66	26,593.01	3,000.00	6,866.51	29,000.00
TOTAL 0066 SEWER REPAIR FUNCTION	534,573.09	581,725.17	931,098.00	471,122.16	909,459.00

CITY OF BUFFALO
BUFFALO SEWER AUTHORITY
APPROPRIATION BY OBJECT DETAIL

	2013-2014 ACTUAL EXPENDITURES	2014-2015 ACTUAL EXPENDITURES	2015-2016 ORIGINAL BUDGET	2015-2016 YEAR TO DATE EXPENDITURES	2016-2017 ADOPTED BUDGET
0067 SEWER CLEANING FUNCTION					
PERSONAL SERVICES					
00670131 SWRCL SALARIES SUPERVISION	440,962.65	445,201.72	472,644.00	282,284.25	511,257.00
00670161 SWRCL SALARIES OPERATORS	895,227.17	861,079.64	1,578,574.00	649,031.03	1,690,772.00
TOTAL PERSONAL SERVICES	1,336,189.82	1,306,281.36	2,051,218.00	931,315.28	2,202,029.00
SUPPLIES					
00670105 SWRCL SUPPLIES	30,935.96	29,612.29	37,500.00	24,917.50	45,000.00
TOTAL SUPPLIES	30,935.96	29,612.29	37,500.00	24,917.50	45,000.00
SERVICES					
00670106 SWRCL SERVICES	8,586.78	5,811.81	10,000.00	702.15	10,000.00
TOTAL SERVICES	8,586.78	5,811.81	10,000.00	702.15	10,000.00
CAPITAL OUTLAY					
00670107 SWRCL CAPITAL OUTLAY	14,194.86	16,491.38	15,000.00	3,546.97	15,000.00
TOTAL CAPITAL OUTLAY	14,194.86	16,491.38	15,000.00	3,546.97	15,000.00
TOTAL 0067 SEWER CLEANING FUNCTION	1,389,907.42	1,358,196.84	2,113,718.00	960,481.90	2,272,029.00

CITY OF BUFFALO
BUFFALO SEWER AUTHORITY
APPROPRIATION BY OBJECT DETAIL

	2013-2014 ACTUAL EXPENDITURES	2014-2015 ACTUAL EXPENDITURES	2015-2016 ORIGINAL BUDGET	2015-2016 YEAR TO DATE EXPENDITURES	2016-2017 ADOPTED BUDGET
0068 INTERCEPTORS & TRUNK SEWERS					
PERSONAL SERVICES					
00680161 SWRIN SALARIES OPERATORS	.00	.00	.00	.00	.00
TOTAL PERSONAL SERVICES	.00	.00	.00	.00	.00
UTILITIES					
00680103 LONG TERM CONTROL	.00	.00	.00	404.62	1,000.00
TOTAL UTILITIES	.00	.00	.00	404.62	1,000.00
SUPPLIES					
00680105 LONG TERM CONTROL	.00	.00	.00	.00	.00
TOTAL SUPPLIES	.00	.00	.00	.00	.00
SERVICES					
00680106 LONG TERM CONTROL	.00	.00	.00	.00	.00
TOTAL SERVICES	.00	.00	.00	.00	.00
CAPITAL OUTLAY					
00680107 LONG TERM CONTROL	.00	.00	.00	.00	.00
TOTAL CAPITAL OUTLAY	.00	.00	.00	.00	.00
TOTAL 0068 INTERCEPTORS & TRUNK SEWERS	.00	.00	.00	404.62	1,000.00

CITY OF BUFFALO
BUFFALO SEWER AUTHORITY
APPROPRIATION BY OBJECT DETAIL

	2013-2014 ACTUAL EXPENDITURES	2014-2015 ACTUAL EXPENDITURES	2015-2016 ORIGINAL BUDGET	2015-2016 YEAR TO DATE EXPENDITURES	2016-2017 ADOPTED BUDGET
0069 AUTOMOTIVE EQUIPMENT SERVICES					
PERSONAL SERVICES					
00690171 AUTO SALARIES REPAIR MECH	120,856.67	122,270.75	121,875.00	89,518.31	129,532.00
TOTAL PERSONAL SERVICES	120,856.67	122,270.75	121,875.00	89,518.31	129,532.00
SUPPLIES					
00690105 AUTO SUPPLIES	145,261.41	145,754.95	198,000.00	78,098.79	168,500.00
TOTAL SUPPLIES	145,261.41	145,754.95	198,000.00	78,098.79	168,500.00
SERVICES					
00690106 AUTO SERVICES	70,852.35	93,951.36	123,000.00	56,479.94	141,000.00
TOTAL SERVICES	70,852.35	93,951.36	123,000.00	56,479.94	141,000.00
CAPITAL OUTLAY					
00690107 AUTO CAPITAL OUTLAY	262,967.46	257,364.79	202,000.00	229,445.20	90,000.00
TOTAL CAPITAL OUTLAY	262,967.46	257,364.79	202,000.00	229,445.20	90,000.00
TOTAL 0069 AUTOMOTIVE EQUIPMENT SERVICES	599,937.89	619,341.85	644,875.00	453,542.24	529,032.00
TOTAL 95 BSA SEWER MAINTENANCE DIVISION	2,837,574.80	2,870,727.79	4,085,861.00	2,079,698.27	4,104,071.00

CITY OF BUFFALO
BUFFALO SEWER AUTHORITY
APPROPRIATION BY OBJECT DETAIL

	2013-2014 ACTUAL EXPENDITURES	2014-2015 ACTUAL EXPENDITURES	2015-2016 ORIGINAL BUDGET	2015-2016 YEAR TO DATE EXPENDITURES	2016-2017 ADOPTED BUDGET
98 BSA GENERAL FINANCIAL CHARGES					
0080 MISC FINANCIAL CHARGES					
SERVICES					
00800106 FINANCIAL SERVICES	3,899,690.00	3,899,690.00	3,899,690.00	1,949,845.00	3,899,690.00
TOTAL SERVICES	3,899,690.00	3,899,690.00	3,899,690.00	1,949,845.00	3,899,690.00
OTHER					
00800108 FINANCIAL CHARGES	34,331,679.58	45,879,193.57	400,000.00	23,895,942.75	415,000.00
00800183 FINANCIAL CONTINGENCY	.00	.00	2,250,000.00	12,895.00	2,575,000.00
TOTAL OTHER	34,331,679.58	45,879,193.57	2,650,000.00	23,908,837.75	2,990,000.00
TOTAL 0080 MISC FINANCIAL CHARGES	38,231,369.58	49,778,883.57	6,549,690.00	25,858,682.75	6,889,690.00

CITY OF BUFFALO
BUFFALO SEWER AUTHORITY
APPROPRIATION BY OBJECT DETAIL

	2013-2014 ACTUAL EXPENDITURES	2014-2015 ACTUAL EXPENDITURES	2015-2016 ORIGINAL BUDGET	2015-2016 YEAR TO DATE EXPENDITURES	2016-2017 ADOPTED BUDGET
0082 FRINGE BENEFITS					
PERSONAL SERVICES					
00820101 FRINGE M. I. T. INCENTIVE	.00	.00	.00	.00	.00
TOTAL PERSONAL SERVICES	.00	.00	.00	.00	.00
FRINGE BENEFITS					
00820102 FRINGE BENEFITS	8,256,418.75	8,601,975.12	11,357,660.00	6,846,876.73	10,125,250.00
TOTAL FRINGE BENEFITS	8,256,418.75	8,601,975.12	11,357,660.00	6,846,876.73	10,125,250.00
SERVICES					
00820106 FRINGE MEDICAL SERVICES	.00	.00	2,000.00	.00	.00
TOTAL SERVICES	.00	.00	2,000.00	.00	.00
TOTAL 0082 FRINGE BENEFITS	8,256,418.75	8,601,975.12	11,359,660.00	6,846,876.73	10,125,250.00

CITY OF BUFFALO
BUFFALO SEWER AUTHORITY
APPROPRIATION BY OBJECT DETAIL

	2013-2014 ACTUAL EXPENDITURES	2014-2015 ACTUAL EXPENDITURES	2015-2016 ORIGINAL BUDGET	2015-2016 YEAR TO DATE EXPENDITURES	2016-2017 ADOPTED BUDGET
0085 DEBT SERVICE & RESERVE					
OTHER					
00850108 DEBT PAYMENTS	.31	.00	5,469,665.00	1,039,717.80	5,874,187.00
TOTAL OTHER	.31	.00	5,469,665.00	1,039,717.80	5,874,187.00
TOTAL 0085 DEBT SERVICE & RESERVE	.31	.00	5,469,665.00	1,039,717.80	5,874,187.00

CITY OF BUFFALO
BUFFALO SEWER AUTHORITY
APPROPRIATION BY OBJECT DETAIL

	2013-2014 ACTUAL EXPENDITURES	2014-2015 ACTUAL EXPENDITURES	2015-2016 ORIGINAL BUDGET	2015-2016 YEAR TO DATE EXPENDITURES	2016-2017 ADOPTED BUDGET
0088 INTERFUND TRANSFERS					
OTHER					
00880108 INTERFUND TRANSFERS	.00	.00	.00	.00	.00
TOTAL OTHER	.00	.00	.00	.00	.00
TOTAL 0088 INTERFUND TRANSFERS	.00	.00	.00	.00	.00
TOTAL 98 BSA GENERAL FINANCIAL CHARGES	46,487,788.64	58,380,858.69	23,379,015.00	33,745,277.28	22,889,127.00
TOTAL	68,673,643.50	80,732,796.90	53,950,000.00	49,102,449.08	54,400,000.00

SECTION

D

CITY OF BUFFALO
BUFFALO SEWER AUTHORITY
REVENUES BY DEPARTMENT

	2013-2014 ACTUAL REVENUES	2014-2015 ACTUAL REVENUES	2015-2016 ORIGINAL REVENUES	2016-2017 PROPOSED REVENUES
00 NOT ASSIGNED				
0000 NOT ASSIGNED				
399080 REV-OTHER FIN SOURCE CAP LEA	.00	.00	.00	.00
TOTAL 0000 NOT ASSIGNED	.00	.00	.00	.00
TOTAL 00 NOT ASSIGNED	.00	.00	.00	.00
90 BUFFALO SEWER AUTHORITY				
0090 ASSESSMENT CHARGES				
399110 ASSESS SEWER RENT CITY CURRE	12,050,000.00	11,519,765.47	12,050,000.00	12,050,000.00
399120 ASSESS SEWER RENT CITY PRIOR	2,432.21	712,189.37	.00	.00
399130 ASSESS SEWER RENT BMHA	.00	.00	7,600.00	7,600.00
399140 ASSESS SEWER RENT OUTSIDE CU	23,764.54	22,729.43	25,000.00	25,000.00
TOTAL 0090 ASSESSMENT CHARGES	12,076,196.75	12,254,684.27	12,082,600.00	12,082,600.00
0091 WATER USE				
399210 WATER SEWER RENT FLAT RATE	3,124,221.45	2,888,456.03	3,000,000.00	2,800,000.00
399220 WATER SEWER RENT METER MONTH	3,729,067.56	3,850,032.46	3,400,000.00	3,000,000.00
399230 WATER SEWER RENT METER QTRLY	19,811,687.70	19,794,018.60	19,530,000.00	19,500,000.00
399231 SEWER RENT - CROY STREET	.00	.00	.00	.00
399260 WATER SEWER RENT METER MISC	610,255.88	532,511.59	500,000.00	500,000.00
399270 WATER SEWER RENT OUTSIDE CON	.00	.00	.00	.00
TOTAL 0091 WATER USE	27,275,232.59	27,065,018.68	26,430,000.00	25,800,000.00
0092 OUTSIDE CONTRACTS				
399410 CONTRACT ACCOUNTS OUTSIDE CI	9,561,086.44	14,993,203.16	11,000,000.00	12,000,000.00
TOTAL 0092 OUTSIDE CONTRACTS	9,561,086.44	14,993,203.16	11,000,000.00	12,000,000.00
0093 INDUSTRIAL WASTE CHARGES				
399600 INDUSTRIAL WASTE	.00	.00	.00	.00
399610 INDUSTRIAL WASTE SURCHARGES	1,183,551.67	1,335,823.44	1,600,000.00	1,600,000.00
399630 INDUSTRIAL WASTE HAULERS	832,990.53	728,054.37	1,000,000.00	855,000.00
399650 INDUSTRIAL WASTE ANALYTICAL	15,888.19	5,197.61	12,000.00	12,000.00
399670 INDUSTRIAL WASTE ENFORCEMENT	.00	180.23	.00	.00

CITY OF BUFFALO
BUFFALO SEWER AUTHORITY
REVENUES BY DEPARTMENT

	2013-2014 ACTUAL REVENUES	2014-2015 ACTUAL REVENUES	2015-2016 ORIGINAL REVENUES	2016-2017 PROPOSED REVENUES
399671 INDUSTRIAL WASTE SPILL CLEAN	.00	240.30	.00	.00
399675 INDUSTRIAL WASTE SEWER CLEAN	-528.33	.00	.00	.00
399690 INDUSTRIAL WASTE PERMITS	13,575.00	12,120.00	10,000.00	10,000.00
TOTAL 0093 INDUSTRIAL WASTE CHARGES	2,045,477.06	2,081,615.95	2,622,000.00	2,477,000.00
0094 INTEREST CHARGES				
399810 INT DEL ASSESS SEWER RENT	221,919.62	210,572.91	175,000.00	190,000.00
399821 INT DEL WATER S/R FLAT RATE	183,085.43	168,575.31	120,000.00	130,000.00
399822 INT DEL WATER S/R METER QTRL	638,479.80	681,420.77	500,000.00	520,000.00
399830 INT DEL WATER S/R METER MTHL	21,006.30	18,847.46	11,000.00	15,000.00
TOTAL 0094 INTEREST CHARGES	1,064,491.15	1,079,416.45	806,000.00	855,000.00
0095 INTEREST EARNINGS				
399870 INTEREST ON INVESTMENTS	101,214.96	91,805.80	100,000.00	250,000.00
399875 INTEREST BANK ACCOUNTS	403.47	211.66	400.00	.00
TOTAL 0095 INTEREST EARNINGS	101,618.43	92,017.46	100,400.00	250,000.00
0096 MISCELLANEOUS CHARGES & FEES				
397000 UNRESERVED FUND BALANCE	.00	.00	.00	.00
399910 COBRA ADMINISTRATIVE FEES	.00	.00	.00	.00
399920 CUSTOMER PAID COMMISSION	53,949.24	43,376.37	.00	.00
399930 MISCELLANEOUS REVENUE	960,905.51	1,212,531.49	900,000.00	915,000.00
399940 SALE OF SCRAP	12,035.11	9,985.20	5,000.00	7,400.00
399950 SALE OF GRATES & RECEIVERS	28,884.00	15,012.00	1,000.00	10,000.00
399955 GAIN ON SALE OF FIXED ASSETS	.00	37,547.00	.00	.00
399960 DEPOSIT ON CONTRACTS	5,950.00	3,350.00	3,000.00	3,000.00
399970 GRANT PROCEEDS	.00	276,683.08	.00	.00
399980 INSURANCE SETTLEMENTS	.00	.00	.00	.00
399981 FED&STATE EMERGENCY ASST	.00	.00	.00	.00
399982 MUTUAL AID COB	.00	.00	.00	.00
399985 UNEARNED REVENUE AR OVER	.00	-646.32	.00	.00
399990 TRANSFERS	1,250,536.07	158,072.42	.00	.00
399991 TRANSFERS FROM NET REVENUE	20,550,721.68	28,493,312.89	.00	.00
399992 TRANSFER FROM SURPLUS	.00	.00	.00	.00
399993 TRANSFERS FROM CONSTRUCTION	230,000.00	235,000.00	.00	.00
TOTAL 0096 MISCELLANEOUS CHARGES & FEES	23,092,981.61	30,484,224.13	909,000.00	935,400.00
TOTAL 90 BUFFALO SEWER AUTHORITY	75,217,084.03	88,050,180.10	53,950,000.00	54,400,000.00
TOTAL	75,217,084.03	88,050,180.10	53,950,000.00	54,400,000.00

SECTION

E

BUFFALO SEWER AUTHORITY
DETAILED SALARY SCHEDULE
2016-2017 FISCAL YEAR

			TYPE	ANNUAL SALARY	TOTAL SALARIES
0010 AUTHORITY BOARD MEMBERS					
	1	CHAIRMAN	APPOINTED	3,500	3,500
	4	MEMBERS	APPOINTED	2,500	10,000
	5				**13,500**
		BSA OPERATING DEPARTMENTS			
0011 ADMINISTRATIVE OFFICES					
0010-EXECUTIVE	1	GENERAL MANAGER	EXEMPT	110,189	110,189
	1	EXECUTIVE SECRETARY	MANAGERIAL	101,341	101,341
	1	EXECUTIVE SECRETARY	MANAGERIAL	73,457	73,457
	1	GENERAL COUNSEL	MANAGERIAL	92,000	92,000
	1	SEC. TO GEN. MGR.	EXEMPT	92,074	92,074
	1	DIRECTOR OF EMPLOYEE RELATIONS	EXEMPT	87,837	87,837
	1	INTERGOVERNMENTAL COORDINATOR	EXEMPT	49,789	49,789
	7				**606,687**
0020-CLERICAL	1	SENIOR ADMINISTRATIVE ASSISTANT	CSEA	68,682	68,682
	1	ADMINISTRATIVE ASSISTANT	CSEA	60,210	60,210
	1	PRINCIPAL CLERK	CSEA	55,839	55,839
	1	PRINCIPAL CLERK	CSEA	55,839	55,839
	2	SENIOR CLERK	CSEA	45,831	91,662
	1	SENIOR ACCOUNT CLERK-TYPIST	CSEA	45,831	45,831
	1	CLERK	CSEA	36,045	36,045
	1	CLERK	CSEA	38,292	38,292
	2	SUPERVISING ACCOUNTANT	CSEA	68,682	137,364
	1	SENIOR ACCOUNTANT	CSEA	57,397	57,397
	1	SENIOR ACCOUNTANT	CSEA	52,401	52,401
	13				**699,562**
		91 - DEPARTMENT TOTAL			
	20				**1,306,249**

BUFFALO SEWER AUTHORITY
DETAILED SALARY SCHEDULE
2016-2017 FISCAL YEAR

			TYPE	ANNUAL SALARY	TOTAL SALARIES
0020 SEWAGE TREATMENT PLANT-ADMINISTRATION					
0010-EXECUTIVE	1	TREATMENT PLANT SUPERINTENDENT	MANAGERIAL	101,341	101,341
	1	ASSISTANT TREATMENT PLANT SUPT.	CSEA	84,419	84,419
	1	TREATMENT PLANT ADMINISTRATOR	CSEA	101,341	101,341
	1	ADMIN. OF CAPITAL IMPROV. & DEVEL.	MANAGERIAL	84,419	84,419
	1	SUPERINTENDENT OF MECHANICAL MAINT.	CSEA	84,419	84,419
	1	ASST. SUPT.OF MECHANICAL MAINT.	CSEA	78,085	78,085
	6				**534,024**
0020-CLERICAL	1	ASSISTANT COMPUTER SYSTEMS ENG	CSEA	61,725	61,725
	1	ASST SUPERVISOR OF FIXED ASSETS	CSEA	56,717	56,717
	1	ASSISTANT COMPUTER PROGRAMMER	CSEA	57,397	57,397
	1	PRINCIPAL CLERK	CSEA	55,839	55,839
	1	WORKERS COMPENSATION ANALYST	CSEA	51,424	51,424
	1	ASSOCIATE ACCOUNT CLERK	CSEA	48,616	48,616
	1	SENIOR CLERK	CSEA	45,831	45,831
	1	SENIOR ACCOUNT CLERK-TYPIST	CSEA	45,831	45,831
	1	SPECIAL ASSISTANT	EXEMPT	58,215	58,215
	9				**481,595**
0030-SUPERVISION	1	COMPUTER SYSTEMS ENG. COORDINATOR	CSEA	73,457	73,457
	1	SAFETY OFFICER	CSEA	65,468	65,468
	6	SHIFT SUPERINTENDENT	CSEA	73,457	440,742
	8				**579,667**
0021 R.W.W.P. (INCLUDES INLET AND HARBOR CROSSING)					
0060-OPERATORS	1	WASTEWATER OPERATOR II	CWA	49,633	49,633
	1	WASTEWATER OPERATOR I	CWA	41,186	41,186
	2				**90,819**
0023 GRIT ROOM					
0060-OPERATORS	1	WASTEWATER OPERATOR II (LICENSED)	CWA	50,178	50,178
	1	WASTEWATER OPERATOR I	CWA	43,576	43,576
	1	WASTEWATER OPERATOR I	CWA	41,186	41,186
	3				**134,940**
0024 PRIMARY SEDIMENTATION					
0060-OPERATORS	1	WASTEWATER OPERATOR II (LICENSED)	CWA	50,178	50,178
	2	WASTEWATER OPERATOR I	CWA	41,186	82,372
	3				**132,550**
0025 SECONDARY CONTROL					
0060-OPERATORS	1	WASTEWATER OPERATOR II (LICENSED)	CWA	50,178	50,178
	1	WASTEWATER OPERATOR II (LICENSED)	CWA	41,186	41,186
	1	WASTEWATER OPERATOR I	CWA	40,159	40,159
	3				**131,523**

BUFFALO SEWER AUTHORITY
DETAILED SALARY SCHEDULE
2016-2017 FISCAL YEAR

			TYPE	ANNUAL SALARY	TOTAL SALARIES
0026 PRIMARY CONTROL					
0060-OPERATORS	2	WASTEWATER OPERATOR II (LICENSED)	CWA	50,178	100,356
	1	WASTEWATER OPERATOR II (LICENSED)	CWA	43,576	43,576
	3				**143,932**
0028 S.W.W.P.					
0060-OPERATORS	1	WASTEWATER OPERATOR II (LICENSED)	CWA	50,178	50,178
	1	WASTEWATER OPERATOR I	CWA	40,159	40,159
	2				**90,337**
0029 AERATION (INCLUDES: RAS, FINAL CLARIFIER, WAS)					
0060-OPERATORS	3	WASTEWATER OPERATOR II (LICENSED)	CWA	50,178	150,534
	7	WASTEWATER OPERATOR II	CWA	49,633	347,431
	10				**497,965**
0033 FINAL EFFLUENT BLDG.					
0060-OPERATORS	1	WASTEWATER OPERATOR II (LICENSED)	CWA	50,178	50,178
	1				**50,178**
0036 SLUDGE DISPOSAL (INCLUDES PRESSES & CONVEYOR SYSTEM)					
0060-OPERATORS	7	WASTEWATER OPERATOR II	CWA	49,633	347,431
	1	WASTEWATER OPERATOR II 4A LICENSE	CWA	55,334	55,334
	4	WASTEWATER OPERATOR II (LICENSED)	CWA	50,178	200,712
	12				**603,477**
0038 INCINERATION/BOILERS					
0030-SUPERVISION	1	PRINCIPAL CHIEF STATIONARY ENGINEER	CSEA	73,457	73,457
	1	ASSOCIATE CHIEF STATIONARY ENGINEER	CSEA	60,210	60,210
	2				**133,667**
0060-OPERATORS	7	SR. FIRST CLASS STATIONARY ENGINEER	CWA	55,334	387,338
	1	SR. 1ST CL. STA. ENG.	CWA	51,499	51,499
	1	MILLWRIGHT	CWA	55,334	55,334
	1	MILLWRIGHT HELPER	CWA	47,202	47,202
	7	LABORER II	CWA	43,576	305,032
	1	LABORER II	CWA	42,423	42,423
	1	LABORER II	CWA	41,186	41,186
	19				**930,014**
0040 SOUTH BUFFALO					
0060-OPERATORS	1	WASTEWATER OPERATOR II	CWA	49,633	49,633
	1				**49,633**

BUFFALO SEWER AUTHORITY
DETAILED SALARY SCHEDULE
2016-2017 FISCAL YEAR

			TYPE	ANNUAL SALARY	TOTAL SALARIES
0051 LABORATORY					
0050-TECHNICAL	1	DIRECTOR OF LABORATORY	CSEA	84,419	84,419
	1	ASSOCIATE CHEMIST	CSEA	81,609	81,609
	1	SENIOR SANITARY CHEMIST	CSEA	68,682	68,682
	2	SANITARY CHEMIST	CSEA	64,593	129,186
	2	ASST. SANITARY CHEMIST	CSEA	52,333	104,666
	1	INVESTIGATOR	CSEA	51,424	51,424
	8				**519,986**
0060-OPERATORS	2	LAB ASSISTANT	CWA	47,202	94,404
	1	LABORER I	CWA	41,962	41,962
	3				**136,366**
0052 SEWAGE TREATMENT PLANT-MAINTENANCE DIVISION					
0030-SUPERVISION	2	SENIOR INSTRUMENT TECHNICIAN	CSEA	66,703	133,406
	1	PREVENTATIVE MAINTENANCE COORD	CSEA	55,839	55,839
	3				**189,245**
0060-OPERATORS	3	INSTRUMENT TECHNICIAN	CWA	55,334	166,002
	1	EQUIPMENT OPERATOR	CWA	49,633	49,633
	1	STOCK CLERK	CWA	45,190	45,190
	2	LABORER II	CWA	43,576	87,152
	7				**347,977**
0070-REPAIRMAN	4	ELECTRICIAN	CWA	55,334	221,336
	1	CARPENTER	CWA	55,334	55,334
	1	MACHINIST	CWA	55,334	55,334
	1	HEAD MILLWRIGHT	CWA	58,416	58,416
	9	MILLWRIGHT	CWA	55,334	498,006
	1	COMBINATION WELDER	CWA	55,334	55,334
	1	PAINTER	CWA	52,232	52,232
	9	MILLWRIGHT HELPERS	CWA	47,202	424,818
	1	OILER	CWA	45,190	45,190
	28				**1,466,000**

BUFFALO SEWER AUTHORITY
DETAILED SALARY SCHEDULE
2016-2017 FISCAL YEAR

			TYPE	ANNUAL SALARY	TOTAL SALARIES
0053 YARDS & GROUNDS					
0030-SUPERVISION	1	SUPV. OF GROUNDS	CSEA	64,593	64,593
	1	LABOR SUPERVISOR I	CSEA	51,424	51,424
	2				**116,017**
0060-OPERATORS	1	LABORER II	CWA	43,576	43,576
	5	LABORER I	CWA	41,962	209,810
	1	LABORER I	CWA	40,956	40,956
	1	LABORER I	CWA	39,971	39,971
	2	LABORER I	CWA	38,944	77,888
	10				**412,201**
		92 - DEPARTMENT TOTAL			
	145				**7,772,113**
0055 INDUSTRIAL WASTE					
0020-CLERICAL	1	SENIOR CLERK	CSEA	1	1
	1				**1**
0050-TECHNICAL	1	INDUSTRIAL WASTE ADMINISTRATOR	CSEA	90,705	90,705
	1				**90,705**
0060-OPERATORS	1	LEGAL INVESTIGATOR	CSEA	51,424	51,424
	2	INVESTIGATOR BSA	CSEA	51,424	102,848
	1	SENIOR FIELD TECHNICIAN	CSEA	48,616	48,616
	2	FIELD TECHNICIAN	CSEA	45,831	91,662
	6				**294,550**
		93 - DEPARTMENT TOTAL			
	8				**385,256**
0060 ENGINEERING DEPARTMENT					
0010-EXECUTIVE	1	PRINCIPAL SANITARY ENGINEER	MANAGERIAL	86,506	86,506
	1				**86,506**
0020-CLERICAL	1	SENIOR CLERK	CSEA	1	1
	1				**1**
0060-OPERATORS	1	ASSOCIATE ENGINEER	CSEA	77,642	77,642
	1	ASSOCIATE ENGINEER	CSEA	1	1
	2	ASSISTANT SANITARY ENGINEER	CSEA	60,210	120,420
	1	JUNIOR SANITARY ENGINEER	CSEA	51,064	51,064
	1	CHIEF SEWER CONSTR INSPECTOR	CSEA	68,682	68,682
	6	SEWER CONSTR. INSP.	CSEA	57,397	344,382
	12				**662,191**
		94 - DEPARTMENT TOTAL			
	14				**748,698**

BUFFALO SEWER AUTHORITY
DETAILED SALARY SCHEDULE
2016-2017 FISCAL YEAR

			TYPE	ANNUAL SALARY	TOTAL SALARIES
0065 SEWER MAINTENANCE OFFICE					
0020-CLERICAL	1	PRINCIPAL CLERK	CSEA	55,839	55,839
	1				**55,839**
0030-SUPERVISION	1	DIRECTOR OF SEWER MAINTENANCE	EXEMPT	66,384	66,384
	1	ASSISTANT SEWER MAINTENANCE SUPER.	CSEA	61,725	61,725
	2				**128,109**
0066 SEWER - REPAIRS					
0030-SUPERVISION	3	SEWER MAINTENANCE SUPERVISOR I	CSEA	52,333	156,999
	3				**156,999**
0070-REPAIRMAN	3	SEWER CONSTRUCTION WORKER	CWA	47,202	141,606
	5	SEWER CONSTRUCTION WORKER	CWA	41,522	207,610
	1	SEWER CONSTRUCTION WORKER	CWA	44,414	44,414
	9				**393,630**
0067 SEWER CLEANING					
0030-SUPERVISION	9	SEWER MAINTENANCE SUPERVISOR I	CSEA	52,333	470,997
	9				**470,997**
0060-OPERATORS	1	DISPATCHER	CWA	52,232	52,232
	5	MAINTENANCE ASSISTANT SEWER CLEANING	CWA	45,190	225,950
	1	MAINTENANCE ASSISTANT SEWER CLEANING	CWA	43,953	43,953
	4	MAINTENANCE ASSISTANT SEWER CLEANING	CWA	41,522	166,088
	2	MAINTENANCE ASSISTANT SEWER CLEANING	CWA	40,243	80,486
	4	LABORER II	CWA	43,576	174,304
	2	LABORER I	CWA	41,962	83,924
	1	LABORER I	CWA	40,956	40,956
	4	LABORER I	CWA	39,971	159,884
	5	LABORER I	CWA	38,944	194,720
	3	EQUIPMENT OPERATOR	CWA	49,633	148,899
	2	EQUIPMENT OPERATOR	CWA	48,103	96,206
	3	EQUIPMENT OPERATOR	CWA	43,450	130,350
	37				**1,597,952**
995-559 AUTOMOTIVE EQUIPMENT SERVICE					
0070-REPAIRMAN	1	HEAD MOTOR EQUIPMENT MECHANIC	CWA	61,056	61,056
	1	MOTOR EQUIPMENT MECHANIC	CWA	58,416	58,416
	2				**119,472**
		95 - DEPARTMENT TOTAL			
	63				**2,922,998**

BUFFALO SEWER AUTHORITY
DETAILED SALARY SCHEDULE
2016-2017 FISCAL YEAR

	TYPE		ANNUAL SALARY	TOTAL SALARIES
	OPERATING POSITIONS			
BSA OPERATING DEPARTMENTS	AUTHORIZED	FUNDED		TOTAL
91 ADMINISTRATIVE DEPARTMENT	20	20		1,306,249
92 WASTE WATER TREATMENT FACILITIES	145	145		7,772,113
93 INDUSTRIAL WASTE DEPARTMENT	8	7		385,256
94 ENGINEERING DEPARTMENT	14	12		748,698
95 SEWER MAINTENANCE DEPARTMENT	63	63		2,922,998
TOTAL	250	247		13,135,314

	TOTAL POSITIONS		
BSA DEPARTMENTS	AUTHORIZED	FUNDED	
91 ADMINISTRATIVE DEPARTMENT	25	25	1,319,749
92 WASTE WATER TREATMENT FACILITIES	145	145	7,772,113
93 INDUSTRIAL WASTE DEPARTMENT	8	7	385,256
94 ENGINEERING DEPARTMENT	14	12	748,698
95 SEWER MAINTENANCE DEPARTMENT	63	63	2,922,998
TOTAL	255	252	13,148,814

SECTION

F

2017-2021 FIVE-YEAR CAPITAL PROGRAM

In accordance with the supplemental Bond Resolution of May 1993, the Buffalo Sewer Authority establishes a Five-Year Capital Program to fund major projects. Personnel from the Engineering Department, the Bird Island Sewage Treatment Plant, the Sewer Maintenance Division and the Administrative Department develop and list capital improvements for inclusion in the Five-Year Capital Plan.

This plan addresses the needs at the Bird Island Sewage Treatment Plant to comply with State and Federal regulations, to rehabilitate equipment, and to complete projects to reduce costs and improve operating efficiencies. This plan also allows the Buffalo Sewer Authority to continue to improve the collection system through rehabilitating combined sewers and constructing additional storm sewers.

Funds for the Capital Program are generated from: bonds, which are paid back over a 20 to 30-year period; lease/purchase proceeds for projects with a shorter life cycle; and a cash reserve fund designated for capital projects. This reserve is sustained by the 15% debt service reserve requirement of the Buffalo Sewer Authority Bond Resolution. For each $1 million used from the capital reserve, sewer system users save approximately $600,000 in interest charges as compared to bond issues. The combination of these funding sources will be used prudently to maximize the Capital Program and minimize costs.

The Sewer Authority's current debt limit is $125 million. The outstanding bonded debt of the Authority is $41,830,714 as of July 1, 2016.

BUFFALO SEWER AUTHORITY
FIVE YEAR CAPITAL PLAN
2016-2017 TO 2020-2021

ITEM	PROJECT TITLE:	BUDGET 2016-17	2017-18	2018-19	2019-20	2020-21
	TREATMENT PLANT:					
1	PLANT-WIDE GRIT REMOVAL	330,000	330,000	330,000	100,000	100,000
2	REHAB OF (1) RWW AND SWW PUMP AND MOTOR	700,000	700,000	700,000	700,000	700,000
3	HIGH STRENGTH FOOD WASTE	450,000	1,600,000			
4	PLANT WATER SYSTEM IMPROVEMENTS	200,000				
5	REPAIR DIGESTER #5	350,000				
6	ULTRA FINE BUBBLE PILOT	350,000				
7	PRIMARY TREATMENT REHABILITATION	2,000,000	2,000,000	20,000,000	20,000,000	
8	WASTE HEAT RECOVERY BOILERS	1,500,000				
9	SWW CONTROLS/FACILITY CONTROLS/FIBER OPTIC	500,000	400,000	200,000		
10	WASTE HAULER MUFFIN MONSTER	750,000				
11	INSTALL LOW NOX BURNERS AND STACK FOR AUX BOLIERS 2 & 3	800,000				
12	DIGESTER #3 CLEANING	325,000	325,000	325,000	325,000	325,000
13	THICKENER REHABILITATION, PUMPS, CONTROLS AND TOP/BOTTOM COLLECTORS/RETENTION TANKS	500,000				
14	INTERIOR LIGHTING-PHASE II	1,600,000				
15	ENGINEERING TERM CONTRACTS	300,000	300,000	300,000	300,000	300,000
16	TERM PLANT CONTRACTS (IN-PLANT SERVICE)	1,500,000	1,500,000	1,500,000	1,500,000	1,500,000
17	MISCELLANEOUS PIPE REPLACEMENT	200,000	200,000	200,000	200,000	200,000
18	POWER DISTRIBUTION SYSTEM SURVEY AND IMPLEMENTATION	800,000	800,000	800,000		
19	AERATYION LIGHTING	1,000,000				
20	INCINERATOR #3 DCS SYSTEM INTEGRATION	250,000				

BUFFALO SEWER AUTHORITY
FIVE YEAR CAPITAL PLAN
2016-2017 TO 2020-2021

ITEM	PROJECT TITLE:	BUDGET 2016-17	2017-18	2018-19	2019-20	2020-21
21	TURBO BLOWERS	5,400,000				
22	LOCKER ROOM IMPROVEMENTS THROUGHOUT PLANT	150,000	150,000			
23	BLOWER PIPE EVALUATION/REPAIR	70,000	200,000			
24	INSTALL WORK PLATFORMS ON TOP OF BLOWER PIPE AND FINAL CLARIFIERS	300,000				
25	FINAL CLARIFIER BUILDINGS REHAB	500,000	500,000	1,000,000		
26	COMBINED HEAT AND POWER		18,000,000			
27	ULTR FINE BUBBLE INSTALLATION		150,000	5,450,000		
28	REPLACE RAS LINES/VALVES ONE EACH SIDE		750,000	750,000		
29	DIGESTER AND MIXING IMPROVEMENT		1,200,000	1,800,000		
30	CLEAN/REPAIR FE CONTACT TANKS		700,000			
31	REPLACE AHUS CHEMICAL HANDLING BUILDING		450,000			
32	AERATION LINES VALVES AND CONTROLS		80,000	80,000		
33	THICKENER RETENTION TANK RECIRC SYSTEM PUMPS		275,000			
34	PRIMARY CLARIFIER MODIFICATION/IMPROVEMENTS			2,500,000	2,500,000	
35	STRUCTURAL REHABILITATION OF PROCESS TANKS			200,000	2,000,000	
36	SECONDARY SYSTEM CONTROL VALVE/MAGMETER REPLACEMENT				3,600,000	
37	SECONDARY CLARIFIER WEIR REFURBISHMENT				200,000	200,000
38	FLOOR REPAIR IN MEGA-STRUCTURE AND TUNNELS				550,000	
39	INSTALL DI-GAS COMPRESSORS					1,000,000
40	COOPER TURBO COMPRESSOR OF PLANT AIR SYSTEM					750,000
41	ELECTRICAL SUB-METERING AND DISTRIBUTION MODIFICATIONS					650,000

BUFFALO SEWER AUTHORITY
FIVE YEAR CAPITAL PLAN
2016-2017 TO 2020-2021

ITEM	PROJECT TITLE:	BUDGET 2016-17	2017-18	2018-19	2019-20	2020-21
42	REHAB INCINERATOR #1					7,500,000
43	FERROUS CHLORIDE AND HYPO TANK REPLACEMENT					150,000
	COLLECTION SYSTEM:					
44	SEWER CLEANING/TV INSPECTION	500,000	500,000	500,000	500,000	500,000
45	UNANTICIPATED SEWER REPLACEMENTS	1,000,000	1,000,000	1,000,000	1,000,000	1,000,000
46	ENGINEERING TERM CONTRACTS	150,000	150,000	150,000	150,000	150,000
47	MODEL RECALIBRATION	2,500,000	1,000,000			
48	SMITH STREET RTC/OPTIMIZATION	7,000,000				
49	HAMBURG DRAIN OPTIMIZATIONS	500,000	5,000,000			
50	COLORADO RTC	122,000	952,000	952,000		
51	KAY RTC	121,000	948,000	948,000		
52	NORTH DISTRICT RTC	132,000	1,027,000	1,273,000	1,925,000	1,925,000
53	SCAJAQUADA DISTRICT RTC	122,000	1,075,000	2,033,000	2,033,000	2,034,000
54	SOUTH-CENTRAL DISTRICT RTC	121,000	948,000	1,068,000	948,000	948,000
55	NIAGARA ST INFRASTRUCTURE	500,000	200,000			
56	NIAGARA STREET PHASES 1 AND 2 GI	450,000				
57	NIAGARA STREET PHASES 3 AND 4 GI	1,361,000	2,042,000			
58	VACANT LOT	500,000	500,000	500,000	500,000	500,000
59	REPAVE ROAD/LOTS ON BIRD ISLAND	200,000	200,000			
60	ALLEN STREETSCAPE	76,000	302,000			
61	GENESEE STREETSCAPE	430,730				

BUFFALO SEWER AUTHORITY
FIVE YEAR CAPITAL PLAN
2016-2017 TO 2020-2021

ITEM	PROJECT TITLE:	BUDGET 2016-17	2017-18	2018-19	2019-20	2020-21
62	SCAJAQUADA CREEK RESTORATION	200,000	2,000,000			
63	NORTH RELIEF INTERCEPTOR			540,000	4,320,000	4,320,000
64	CSO 013			900,000	1,800,000	1,800,000
65	GI - TARGET 267 ACRES - KENSINGTON	473,000				
66	GI - TARGET 410ACRES				4,188,000	4,188,000
		37,283,730	48,454,000	45,999,000	49,339,000	30,740,000
		211,815,730				

BUFFALO SEWER AUTHORITY
DEBT SERVICE SCHEDULE
2016 - 2017 BUDGET

BOND YEAR ENDING JUNE 30	PRINCIPAL	INTEREST	TOTAL DEBT SERVICE
2017	$ 1,640,000	$ 1,867,990	3,507,990
2018	$ 1,680,000	$ 1,805,637	3,485,637
2019	$ 1,725,000	$ 1,739,475	3,464,475
2020	$ 1,770,000	$ 1,670,332	3,440,332
2021	$ 1,810,000	$ 1,597,148	3,407,148
2022	$ 1,865,000	$ 1,520,338	3,385,338
2023	$ 1,915,000	$ 1,439,324	3,354,324
2024	$ 1,960,000	$ 1,354,903	3,314,903
2025	$ 2,015,000	$ 1,267,328	3,282,328
2026	$ 2,070,000	$ 1,175,765	3,245,765
2027	$ 2,135,000	$ 1,080,361	3,215,361
2028	$ 2,185,000	$ 981,121	3,166,121
2029	$ 2,255,000	$ 878,840	3,133,840
2030	$ 2,320,000	$ 772,543	3,092,543
2031	$ 2,380,000	$ 662,491	3,042,491
2032	$ 4,456,564	$ 549,178	5,005,742
2033	$ 1,344,143	$ 333,389	1,677,532
2034	$ 1,213,126	$ 256,843	1,469,969
2035	$ 665,000	$ 215,523	880,523
2036	$ 1,381,881	$ 168,218	1,550,099
2037	$ 290,000	$ 129,915	419,915
2038	$ 295,000	$ 117,727	412,727
2039	$ 295,000	$ 104,930	399,930
2040	$ 305,000	$ 92,933	397,933
2041	$ 310,000	$ 79,841	389,841
2042	$ 315,000	$ 66,534	381,534
2043	$ 315,000	$ 53,012	368,012
2044	$ 920,000	$ 39,491	959,491
Total	41,830,714	22,021,128	63,851,842