

B U F F A L O
SEWER AUTHORITY

2022 – 2023

BUDGET

BUFFALO SEWER AUTHORITY

2022 – 2023

OPERATING BUDGET

PREPARED BY

BUFFALO SEWER AUTHORITY

ADMINISTRATIVE DEPARTMENT



INDEX

Budget Message.....	4
Budget Summary	9
Budget Appropriation Details	14
Budget Revenue Details	67
Detailed Salary Schedule.....	70
Five-Year Capital Plan	80

Budget Message

BUDGET MESSAGE

April 6, 2022

TO THE MEMBERS OF THE BOARD OF THE BUFFALO SEWER AUTHORITY

Board members:

This budget document, complete in all detail for operations during the fiscal year commencing July 1, 2022, is formally submitted for your examination and approval.

The Authority, like most governments, organizations, and individuals around the world has been adversely affected by the COVID-19 pandemic. As COVID-19 restrictions are lifted, the Authority anticipates its financial outlook to improve, but this unprecedented event is likely to have long-term negative impacts on the Authority's finances. The Authority anticipates that during the 2022-2023 fiscal year its finances will be bolstered by funds from the American Rescue Plan Act, including funds from the Low Income Household Water Assistance Program. These funds will help the Authority offset revenues lost due to the COVID-19 pandemic, and will also help low income households pay for past due sewer services.

The 2022-2023 Budget for the Buffalo Sewer Authority totals \$61,500,000. This is an increase of \$3,000,000 from the current budget. There will be no increase to sewer rents charged by the Buffalo Sewer Authority for fiscal year 2022-2023.

APPROPRIATIONS

A summary of appropriations with those of the current year is as follows:

	<u>2021-2022 Budget</u>	<u>2022-2023 Budget</u>	<u>Change from 2021-2022 Budget</u>
General Offices	\$2,135,267	\$2,251,293	\$116,026
Wastewater Treatment Facility	22,962,710	25,720,218	2,757,508
Industrial Waste	745,485	778,774	33,289
Engineering	1,305,159	1,655,954	350,795
Sewer Maintenance	6,488,473	6,367,500	(120,973)
Financial Charges and Fringes	16,346,522	17,242,690	896,168
Debt Service & Reserve Account	<u>8,516,384</u>	<u>7,483,571</u>	<u>(1,032,813)</u>
TOTAL	\$58,500,000	\$61,500,000	\$3,000,000

Labor agreements with CSEA Local 815, which is the white-collar union of the Authority, and with the Communications Workers of America (CWA), the blue-collar union, run through June 30, 2022. The process to negotiate new agreements with both unions is underway.

REVENUES

The Levy of Sewer Rents based on assessed value will be \$12,050,000 for the 2022-2023 Budget. This represents the amount of Sewer Rent that the Buffalo Sewer Authority will collect from all real property in the City of Buffalo except those properties exempt by law. This amount, when spread over the total estimated assessment for sewer purposes from the Department of Assessment, will result in an annual sewer rent of approximately \$0.95 for each \$1,000 of assessed valuation. This compares with the current year as follows:

	Total Assessed Value of Chargeable Property	Change From Prior Year	Sewer Rent Rate Per \$1,000 of Assessed Value	Change From Prior Year
2022-2023(est)	\$12,644,143,901	(\$34,719,819)	0.95301035	0.00260972
2021-2022	\$12,678,863,720	(\$66,000,812)	0.95040062	0.00492176
2020-2021	\$12,744,864,532	\$5,381,466,030	0.94547886	(0.69099375)
2019-2020	\$7,363,398,502		1.63647261	

The 2022-2023 assessed value sewer rate of \$0.95 per \$1,000 of assessed value continues to be substantially lower than the 2019-2020 rate of \$1.64 per \$1,000. Due to a City-wide reassessment of property values, the total assessed value of chargeable property increased by \$5.4 billion in 2020-2021, and resulted in a rate decrease of \$0.70 per \$1,000 of assessed value.

Any further change in the assessed value of taxable properties will require an adjustment to the assessment sewer rent to maintain this levy. If the final assessed value as determined by the City Department of Assessment increases or decreases, the sewer rent per \$1,000 will correspondingly increase or decrease by \$.00026927 for each \$1,000,000 change in assessed value.

Flat rate sewer rents continue to be charged based on property characteristics (i.e. number of stories, front footage, etc.). There will be no increases to those charges. The sewer rent meter charges will continue at the same rate of \$11.09 per 1,000 cubic feet. All flat and meter accounts will continue to be assessed a capacity/drainage charge at a minimum of \$6.00 per month.

A summary of revenues with those of the current year is as follows:

	2021-2022 <u>Budget</u>	2022-2023 <u>Budget</u>	Change from <u>2021-2022 Budget</u>
Assessment Sewer Rent	\$12,092,600	\$12,099,600	\$7,000
Water Use Sewer Rents	26,237,400	25,370,000	(867,400)
Outside City Contracts	14,000,000	14,250,000	250,000
Industrial Waste	3,830,000	4,035,000	205,000
Interest Income	1,090,000	1,470,000	380,000
Miscellaneous	<u>1,250,000</u>	<u>4,275,400</u>	<u>3,025,400</u>
TOTAL	\$58,500,000	\$61,500,000	\$3,000,000

FIVE YEAR CAPITAL PLAN

According to the Supplemental Bond Resolution, adopted by the Buffalo Sewer Authority on May 3, 1993, a five-year capital plan will be adopted as a part of the Annual Budget. The details of the capital plan are contained in Five-Year Capital Plan section. Funding for each capital project is based on the most cost effective method available. A bond sale, lease purchase or the use of reserve funds for capital projects may be utilized to fund these projects. The capital plan for 2022-2023 totals \$172,200,000. Of this amount, \$116,200,000 is for treatment facility rehabilitation projects and \$56,000,000 is estimated for renovations to the collection system.

BUDGET PLAN

The Board and the General Manager of the Buffalo Sewer Authority are committed to this budget. We are also determined to continue to find more efficient and effective ways of operating the Authority, and increasing revenue opportunities. A few of the projects being pursued that will provide a strong foundation that will enable the Authority to provide a high level of service to the community include wet weather capacity improvements, green infrastructure initiatives, and various projects that will continue to cut our electric and gas consumption. This 2022-2023 Budget is the financial plan allowing us to continue on this mission.

Finally, I would once again like to acknowledge and personally thank the Board Members and the employees of the Buffalo Sewer Authority. Without their support and cooperation, the progress and improvements to the entire sewer system would not be possible.

Respectfully submitted,

A handwritten signature in blue ink, appearing to read 'O. McFoy', with a long horizontal flourish extending to the right.

Oluwole A. McFoy, P.E.
General Manager

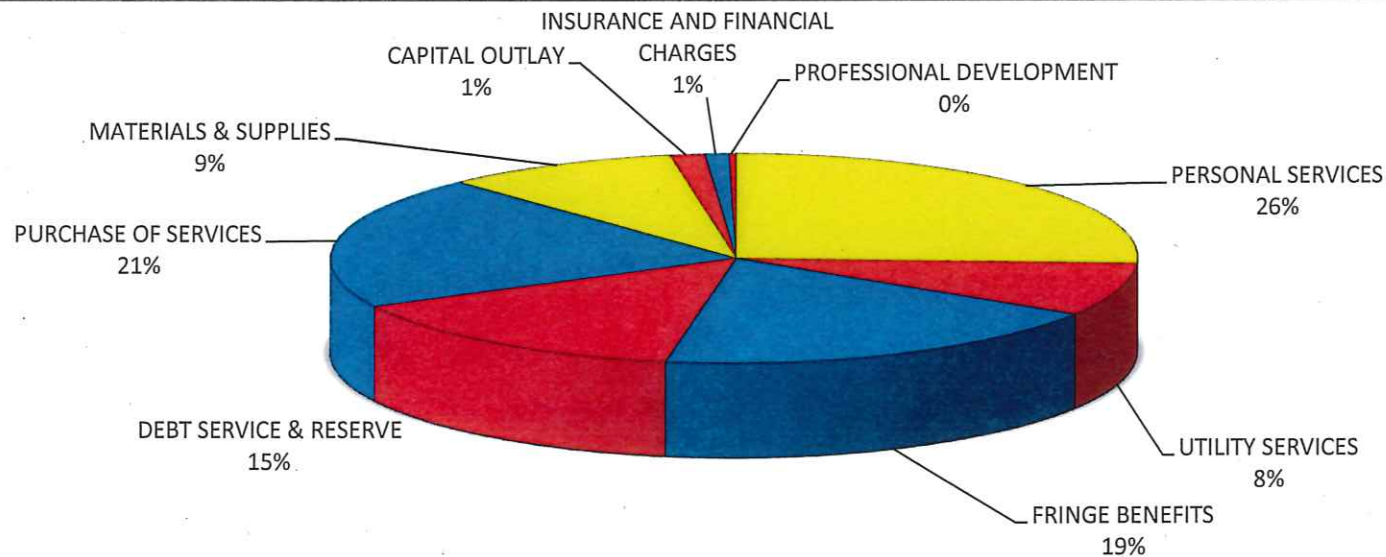
Budget Summary

CITY OF BUFFALO
BUFFALO SEWER AUTHORITY
APPROPRIATION BY DIVISION

	2019-2020 ACTUAL EXPENDITURES	2020-2021 ACTUAL EXPENDITURES	2021-2022 ORIGINAL BUDGET	2021-2022 YEAR TO DATE EXPENDITURES	2022-2023 ADOPTED BUDGET
91 BSA ADMINISTRATIVE DIVISION	1,944,809.43	1,678,419.77	2,421,367.00	1,122,099.18	2,251,293.00
92 BSA WASTEWATER TREATMENT PLANT	19,781,030.76	21,680,183.76	23,075,935.00	14,926,535.94	25,720,218.00
93 BSA INDUSTRIAL WASTE DIVISION	651,490.61	762,230.06	835,485.00	494,172.21	778,774.00
94 BSA ENGINEERING DIVISION	1,134,575.79	1,034,147.28	1,315,072.67	787,868.25	1,655,954.00
95 BSA SEWER MAINTENANCE DIVISION	3,778,964.12	4,532,476.91	6,675,198.00	3,099,494.82	6,367,500.00
98 BSA GENERAL FINANCIAL CHARGES	46,607,201.16	52,428,588.43	24,176,942.33	42,565,808.59	24,726,261.00
TOTAL	73,898,071.87	82,116,046.21	58,500,000.00	62,995,978.99	61,500,000.00

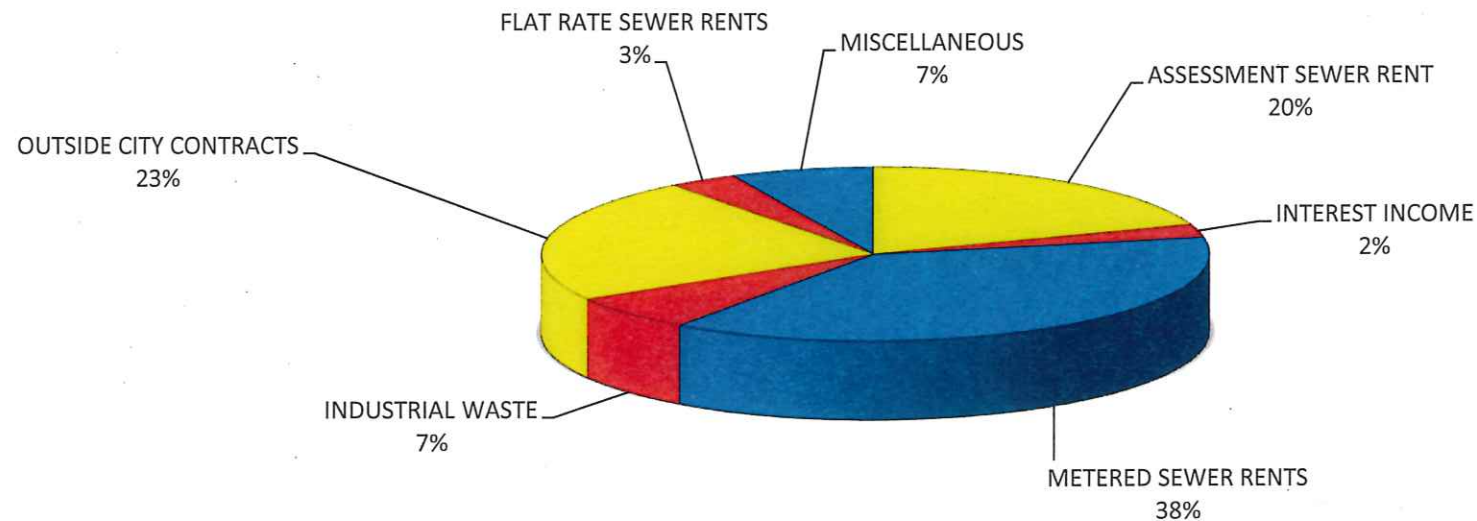
**BUFFALO SEWER AUTHORITY
2022 - 2023 BUDGET
APPROPRIATIONS
\$61,500,000**

PERSONAL SERVICES	\$15,926,989
UTILITY SERVICES	5,041,922
FRINGE BENEFITS	11,508,000
DEBT SERVICE & RESERVE	8,983,571
PURCHASE OF SERVICES	12,676,565
MATERIALS & SUPPLIES	5,734,017
CAPITAL OUTLAY	853,650
INSURANCE AND FINANCIAL CHARGES	592,315
PROFESSIONAL DEVELOPMENT	<u>182,971</u>
TOTAL	\$61,500,000

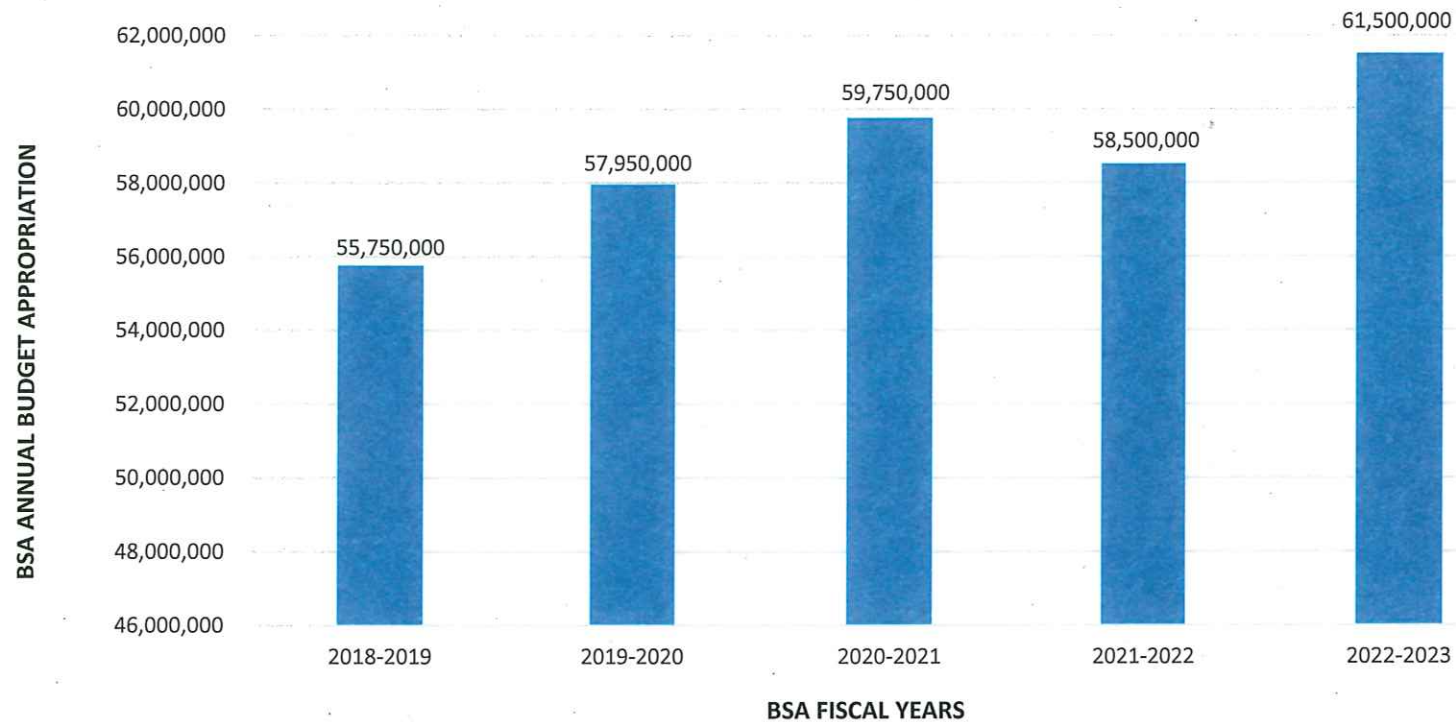


BUFFALO SEWER AUTHORITY
2022 - 2023 BUDGET
REVENUES
\$61,500,000

ASSESSMENT SEWER RENT	\$12,099,600
METERED SEWER RENTS	23,300,000
FLAT RATE SEWER RENTS	2,070,000
OUTSIDE CITY CONTRACTS	14,250,000
INDUSTRIAL WASTE	4,035,000
INTEREST INCOME	1,470,000
MISCELLANEOUS	<u>4,275,400</u>
TOTAL	\$61,500,000



**Buffalo Sewer Authority
Budgets 2018 - 2019 to 2022 - 2023**



	<u>BSA Budgets</u>	<u>Net \$ Change</u>	<u>Net % Change</u>
2018-2019	55,750,000		
2019-2020	57,950,000	2,200,000	3.95%
2020-2021	59,750,000	1,800,000	3.11%
2021-2022	58,500,000	(1,250,000)	-2.09%
2022-2023	61,500,000	3,000,000	5.02%

Budget Appropriation Details

CITY OF BUFFALO
BUFFALO SEWER AUTHORITY
APPROPRIATION BY FUNCTION

	2019-2020 ACTUAL EXPENDITURES	2020-2021 ACTUAL EXPENDITURES	2021-2022 ORIGINAL BUDGET	2021-2022 YEAR TO DATE EXPENDITURES	2022-2023 ADOPTED BUDGET
91 BSA ADMINISTRATIVE DIVISION					
0010 AUTHORITY BOARD MEMEBERS	23,319.31	9,475.88	26,500.00	15,512.69	26,500.00
0011 ADMINISTRATIVE OFFICES	1,462,736.61	1,295,427.61	1,898,708.00	858,912.19	1,818,432.00
0012 HUMAN RESOURCES	458,753.51	373,516.28	496,159.00	247,674.30	406,361.00
TOTAL 91 BSA ADMINISTRATIVE DIVISION	1,944,809.43	1,678,419.77	2,421,367.00	1,122,099.18	2,251,293.00
92 BSA WASTEWATER TREATMENT PLANT					
0020 PLANT ADMINISTRATION	3,565,253.37	3,287,693.26	3,674,015.00	2,202,503.42	3,585,254.00
0021 RAW WASTEWATER PUMPS	113,253.45	221,257.14	173,788.00	157,688.68	148,328.00
0022 SCREEN ROOM	51,269.57	152,690.76	141,670.00	.00	118,600.00
0023 GRIT ROOM	422,716.14	400,720.90	511,902.00	347,519.55	452,962.00
0024 PRIMARY SEDIMENTATION	242,112.11	107,396.35	271,695.00	29,171.88	79,852.00
0025 SECONDARY CONTROL	72,671.51	144,563.78	180,065.00	153,756.56	171,311.00
0026 PRIMARY CONTROL	181,404.32	154,047.49	183,730.00	104,284.58	152,530.00
0027 GAS COMPRESSOR BUILDING	132,595.50	109,926.00	145,250.00	39,151.00	180,250.00
0028 SETTLED WASTEWATER PUMPS	12,484.00	18,960.39	20,105.00	100,162.79	11,805.00
0029 AERATION	940,241.68	883,426.27	612,794.60	524,481.89	620,691.00
0030 BLOWER BUILDING	3,382,804.52	3,474,964.36	3,090,350.00	1,961,918.83	3,223,800.00
0031 SEWER CONSTRUCT STORAGE BLDG	.00	.00	.00	.00	.00
0032 CHEMICAL HANDLING BUILDING	25,365.73	4,797.15	26,750.00	1,932.75	33,500.00
0033 FINAL EFFLUENT BUILDING	786,060.84	758,356.55	819,776.00	827,311.06	1,112,399.00
0034 THICKENER AREA-INCL FLT EQUIP	350,437.36	288,634.92	398,792.40	251,875.63	505,800.00
0035 FILTER FEED AREA-INCL MIX TNKS	13,062.00	675.00	60,850.00	81,870.00	20,000.00

CITY OF BUFFALO
BUFFALO SEWER AUTHORITY
APPROPRIATION BY FUNCTION

	2019-2020 ACTUAL EXPENDITURES	2020-2021 ACTUAL EXPENDITURES	2021-2022 ORIGINAL BUDGET	2021-2022 YEAR TO DATE EXPENDITURES	2022-2023 ADOPTED BUDGET
0036 SLUDGE DEWATERING-PRESSES/CONV	1,569,930.29	1,446,178.51	1,917,461.00	1,038,274.93	2,253,706.00
0037 CENTRIFUGE	89,639.92	49,974.87	169,500.00	16,364.84	299,500.00
0038 INCINERATION-INCL ASH HANDLING	3,183,707.34	3,018,965.70	4,119,668.00	2,783,150.66	4,077,360.00
0039 HAMBURG DRAIN FLOAT CTRL FACIL	22,672.28	28,350.36	102,305.00	20,526.21	62,305.00
0040 SOUTH BUFFALO PUMP STATION	103,678.66	102,019.66	110,900.00	72,905.45	100,400.00
0041 HAMBURG STREET	30,810.41	28,650.84	46,815.00	20,226.80	46,815.00
0042 AMHERST QUARRY	18,423.93	62,064.32	27,600.00	28,283.20	27,600.00
0043 BABCOCK STREET	8,045.94	23,694.76	10,000.00	3,281.21	10,000.00
0044 KELLY ISLAND - S STATION	31,968.78	27,129.40	9,500.00	4,389.99	25,300.00
0045 KELLY ISLAND - F STATION	599.36	460.80	5,000.00	85.00	5,000.00
0046 KELLY ISLAND - X STATION	3,893.67	10,951.04	37,373.00	3,755.84	103,800.00
0047 WATERFRONT VILLAGE	3,219.89	1,905.31	1,600.00	3,334.79	12,600.00
0048 TIFFT STREET	861.83	1,056.70	1,200.00	1,050.02	2,450.00
0049 NIAGARA METERING	2,746.85	4,595.02	5,868.00	3,165.42	8,268.00
0050 WALDEN HEIGHTS	9,128.35	1,222.88	2,000.00	606.10	5,000.00
0051 LABORATORY	492,361.83	466,353.41	590,321.00	398,333.71	559,609.00
0052 MAINTENANCE	2,685,775.89	5,039,855.80	4,286,304.00	2,703,532.93	6,475,101.00
0053 YARDS & GROUNDS	1,231,833.44	1,358,644.06	1,320,987.00	1,041,640.22	1,228,322.00
TOTAL 92 BSA WASTEWATER TREATMENT PLANT	19,781,030.76	21,680,183.76	23,075,935.00	14,926,535.94	25,720,218.00
93 BSA INDUSTRIAL WASTE DIVISION					
0055 INDUSTRIAL WASTE SECTION	651,490.61	762,230.06	835,485.00	494,172.21	778,774.00
TOTAL 93 BSA INDUSTRIAL WASTE DIVISION	651,490.61	762,230.06	835,485.00	494,172.21	778,774.00
94 BSA ENGINEERING DIVISION					

CITY OF BUFFALO
BUFFALO SEWER AUTHORITY
APPROPRIATION BY FUNCTION

	2019-2020 ACTUAL EXPENDITURES	2020-2021 ACTUAL EXPENDITURES	2021-2022 ORIGINAL BUDGET	2021-2022 YEAR TO DATE EXPENDITURES	2022-2023 ADOPTED BUDGET
0060 ENGINEERING	1,134,575.79	1,034,147.28	1,315,072.67	787,868.25	1,655,954.00
TOTAL 94 BSA ENGINEERING DIVISION	1,134,575.79	1,034,147.28	1,315,072.67	787,868.25	1,655,954.00
95 BSA SEWER MAINTENANCE DIVISION					
0065 SEWER MAINTENANCE OFFICE	378,183.67	394,505.53	763,144.00	288,317.98	821,169.00
0066 SEWER REPAIR FUNCTION	1,101,978.90	1,445,413.98	2,064,146.00	904,635.17	1,926,843.00
0067 SEWER CLEANING FUNCTION	1,531,508.21	1,636,083.17	2,386,420.00	1,178,695.88	1,807,369.00
0068 INTERCEPTORS & TRUNK SEWERS	1,345.58	1,227.81	17,000.00	1,198.90	66,500.00
0069 AUTOMOTIVE EQUIPMENT SERVICES	764,674.52	959,657.87	791,725.00	525,006.88	942,533.00
0070 GREEN INFRASTRUCTURE MAINT	1,273.24	95,588.55	652,763.00	201,640.01	803,086.00
TOTAL 95 BSA SEWER MAINTENANCE DIVISION	3,778,964.12	4,532,476.91	6,675,198.00	3,099,494.82	6,367,500.00
98 BSA GENERAL FINANCIAL CHARGES					
0080 MISC FINANCIAL CHARGES	36,756,383.31	42,098,520.54	5,048,726.33	31,437,010.40	5,734,690.00
0082 FRINGE BENEFITS	9,850,817.85	10,300,067.89	10,611,832.00	7,843,725.27	11,508,000.00
0085 DEBT SERVICE & RESERVE	.00	.00	8,516,384.00	3,285,072.92	7,483,571.00
0088 INTERFUND TRANSFERS	.00	30,000.00	.00	.00	.00
TOTAL 98 BSA GENERAL FINANCIAL CHARGES	46,607,201.16	52,428,588.43	24,176,942.33	42,565,808.59	24,726,261.00
TOTAL	73,898,071.87	82,116,046.21	58,500,000.00	62,995,978.99	61,500,000.00

CITY OF BUFFALO
BUFFALO SEWER AUTHORITY
APPROPRIATION BY OBJECT DETAIL

	2019-2020 ACTUAL EXPENDITURES	2020-2021 ACTUAL EXPENDITURES	2021-2022 ORIGINAL BUDGET	2021-2022 YEAR TO DATE EXPENDITURES	2022-2023 ADOPTED BUDGET
91 BSA ADMINISTRATIVE DIVISION					
0010 AUTHORITY BOARD MEMEBERS					
PERSONAL SERVICES					
00100111 BOARD SALARIES	10,669.54	8,500.05	13,500.00	5,764.53	13,500.00
TOTAL PERSONAL SERVICES	10,669.54	8,500.05	13,500.00	5,764.53	13,500.00
UTILITIES					
00100103 BOARD UTILITIES	2,091.59	975.83	2,500.00	1,169.17	2,500.00
TOTAL UTILITIES	2,091.59	975.83	2,500.00	1,169.17	2,500.00
TRAVEL AND MEMBERSHIPS					
00100104 BOARD TRAVEL	10,558.18	.00	10,500.00	8,578.99	10,500.00
TOTAL TRAVEL AND MEMBERSHIPS	10,558.18	.00	10,500.00	8,578.99	10,500.00
SUPPLIES					
00100105 BOARD MISCELLANEOUS	.00	.00	.00	.00	.00
TOTAL SUPPLIES	.00	.00	.00	.00	.00
TOTAL 0010 AUTHORITY BOARD MEMEBERS	23,319.31	9,475.88	26,500.00	15,512.69	26,500.00

CITY OF BUFFALO
BUFFALO SEWER AUTHORITY
APPROPRIATION BY OBJECT DETAIL

	2019-2020 ACTUAL EXPENDITURES	2020-2021 ACTUAL EXPENDITURES	2021-2022 ORIGINAL BUDGET	2021-2022 YEAR TO DATE EXPENDITURES	2022-2023 ADOPTED BUDGET
0011 ADMINISTRATIVE OFFICES					
PERSONAL SERVICES					
00110111 ADMIN SALARIES EXECUTIVE	572,439.89	492,218.25	587,792.00	335,642.70	619,352.00
00110121 ADMIN SALARIES CLERICAL	669,099.02	528,287.50	686,516.00	337,328.66	654,930.00
TOTAL PERSONAL SERVICES	1,241,538.91	1,020,505.75	1,274,308.00	672,971.36	1,274,282.00
UTILITIES					
00110103 ADMIN UTILITIES	11,770.41	11,466.53	15,000.00	9,745.49	15,000.00
TOTAL UTILITIES	11,770.41	11,466.53	15,000.00	9,745.49	15,000.00
TRAVEL AND MEMBERSHIPS					
00110104 ADMIN TRAVEL EXPENSES	21,326.60	1,664.61	19,000.00	14,427.98	18,000.00
TOTAL TRAVEL AND MEMBERSHIPS	21,326.60	1,664.61	19,000.00	14,427.98	18,000.00
SUPPLIES					
00110105 ADMIN SUPPLIES	14,971.34	11,984.56	28,400.00	22,130.89	16,000.00
TOTAL SUPPLIES	14,971.34	11,984.56	28,400.00	22,130.89	16,000.00
SERVICES					
00110106 ADMIN SERVICES	172,277.37	244,456.56	559,000.00	137,947.57	484,000.00
TOTAL SERVICES	172,277.37	244,456.56	559,000.00	137,947.57	484,000.00
CAPITAL OUTLAY					
00110107 ADMIN CAPITAL OUTLAY	617.25	4,958.40	2,500.00	1,529.28	10,650.00
TOTAL CAPITAL OUTLAY	617.25	4,958.40	2,500.00	1,529.28	10,650.00
OTHER					
00110108 ADMIN INSUR & SURETY BONDS	234.73	391.20	500.00	159.62	500.00
TOTAL OTHER	234.73	391.20	500.00	159.62	500.00
TOTAL 0011 ADMINISTRATIVE OFFICES	1,462,736.61	1,295,427.61	1,898,708.00	858,912.19	1,818,432.00

CITY OF BUFFALO
BUFFALO SEWER AUTHORITY
APPROPRIATION BY OBJECT DETAIL

	2019-2020 ACTUAL EXPENDITURES	2020-2021 ACTUAL EXPENDITURES	2021-2022 ORIGINAL BUDGET	2021-2022 YEAR TO DATE EXPENDITURES	2022-2023 ADOPTED BUDGET
0012 HUMAN RESOURCES					
PERSONAL SERVICES					
00120111 HUMAN RESOURCES EXECUTIVE	98,921.30	136,960.62	103,375.00	60,553.92	102,915.00
00120121 HUMAN RESOURCES CLERICAL	333,382.40	235,079.66	335,784.00	181,594.86	248,446.00
TOTAL PERSONAL SERVICES	432,303.70	372,040.28	439,159.00	242,148.78	351,361.00
TRAVEL AND MEMBERSHIPS					
00120104 HUMAN RESOURCES TRAVEL	4,894.81	1,476.00	7,000.00	2,825.52	5,000.00
TOTAL TRAVEL AND MEMBERSHIPS	4,894.81	1,476.00	7,000.00	2,825.52	5,000.00
SERVICES					
00120106 HR SERVICES	21,555.00	.00	50,000.00	2,700.00	50,000.00
TOTAL SERVICES	21,555.00	.00	50,000.00	2,700.00	50,000.00
TOTAL 0012 HUMAN RESOURCES	458,753.51	373,516.28	496,159.00	247,674.30	406,361.00
TOTAL 91 BSA ADMINISTRATIVE DIVISION	1,944,809.43	1,678,419.77	2,421,367.00	1,122,099.18	2,251,293.00

CITY OF BUFFALO
BUFFALO SEWER AUTHORITY
APPROPRIATION BY OBJECT DETAIL

	2019-2020 ACTUAL EXPENDITURES	2020-2021 ACTUAL EXPENDITURES	2021-2022 ORIGINAL BUDGET	2021-2022 YEAR TO DATE EXPENDITURES	2022-2023 ADOPTED BUDGET
92 BSA WASTEWATER TREATMENT PLANT					
0020 PLANT ADMINISTRATION					
PERSONAL SERVICES					
00200111 PLANT SALARIES EXECUTIVE	412,000.44	343,459.28	471,059.00	318,831.40	483,414.00
00200121 PLANT SALARIES CLERICAL	538,266.79	572,785.76	779,933.00	334,462.10	650,549.00
00200131 PLANT SALARIES SUPERVISION	790,410.00	835,765.21	849,820.00	482,875.16	749,545.00
TOTAL PERSONAL SERVICES	1,740,677.23	1,752,010.25	2,100,812.00	1,136,168.66	1,883,508.00
UTILITIES					
00200103 PLANT UTILITIES	54,894.85	41,769.95	122,772.00	49,104.66	122,772.00
TOTAL UTILITIES	54,894.85	41,769.95	122,772.00	49,104.66	122,772.00
TRAVEL AND MEMBERSHIPS					
00200104 PLANT TRAVEL EXPENSES	51,173.02	18,897.30	114,245.00	24,347.52	112,521.00
TOTAL TRAVEL AND MEMBERSHIPS	51,173.02	18,897.30	114,245.00	24,347.52	112,521.00
SUPPLIES					
00200105 PLANT SUPPLIES	138,852.97	170,323.69	138,575.00	86,707.13	157,575.00
TOTAL SUPPLIES	138,852.97	170,323.69	138,575.00	86,707.13	157,575.00
SERVICES					
00200106 PLANT SERVICES	1,100,516.33	850,433.67	900,046.00	536,351.96	1,042,563.00
TOTAL SERVICES	1,100,516.33	850,433.67	900,046.00	536,351.96	1,042,563.00
CAPITAL OUTLAY					
00200107 PLANT CAPITAL OUTLAY	274,119.26	181,883.11	55,750.00	145,241.95	24,500.00
TOTAL CAPITAL OUTLAY	274,119.26	181,883.11	55,750.00	145,241.95	24,500.00
OTHER					
00200108 PLANT INSURANCE	205,019.71	272,375.29	241,815.00	224,581.54	241,815.00
TOTAL OTHER	205,019.71	272,375.29	241,815.00	224,581.54	241,815.00
TOTAL 0020 PLANT ADMINISTRATION	3,565,253.37	3,287,693.26	3,674,015.00	2,202,503.42	3,585,254.00

CITY OF BUFFALO
BUFFALO SEWER AUTHORITY
APPROPRIATION BY OBJECT DETAIL

	2019-2020 ACTUAL EXPENDITURES	2020-2021 ACTUAL EXPENDITURES	2021-2022 ORIGINAL BUDGET	2021-2022 YEAR TO DATE EXPENDITURES	2022-2023 ADOPTED BUDGET
0021 RAW WASTEWATER PUMPS					
PERSONAL SERVICES					
00210161 RWWP SALARIES OPERATORS	88,245.20	114,137.82	124,439.00	121,686.72	125,528.00
TOTAL PERSONAL SERVICES	88,245.20	114,137.82	124,439.00	121,686.72	125,528.00
SUPPLIES					
00210105 RWWP SUPPLIES	25,008.25	107,119.32	49,349.00	36,001.96	22,800.00
TOTAL SUPPLIES	25,008.25	107,119.32	49,349.00	36,001.96	22,800.00
SERVICES					
00210106 RWWP SERVICES	.00	.00	.00	.00	.00
TOTAL SERVICES	.00	.00	.00	.00	.00
TOTAL 0021 RAW WASTEWATER PUMPS	113,253.45	221,257.14	173,788.00	157,688.68	148,328.00

CITY OF BUFFALO
BUFFALO SEWER AUTHORITY
APPROPRIATION BY OBJECT DETAIL

	2019-2020 ACTUAL EXPENDITURES	2020-2021 ACTUAL EXPENDITURES	2021-2022 ORIGINAL BUDGET	2021-2022 YEAR TO DATE EXPENDITURES	2022-2023 ADOPTED BUDGET
0022 SCREEN ROOM					
SUPPLIES					
00220105 SCREEN SUPPLIES	51,269.57	152,690.76	141,670.00	.00	118,600.00
TOTAL SUPPLIES	51,269.57	152,690.76	141,670.00	.00	118,600.00
SERVICES					
00220106 SCREEN SERVICES	.00	.00	.00	.00	.00
TOTAL SERVICES	.00	.00	.00	.00	.00
TOTAL 0022 SCREEN ROOM	51,269.57	152,690.76	141,670.00	.00	118,600.00

CITY OF BUFFALO
BUFFALO SEWER AUTHORITY
APPROPRIATION BY OBJECT DETAIL

	2019-2020 ACTUAL EXPENDITURES	2020-2021 ACTUAL EXPENDITURES	2021-2022 ORIGINAL BUDGET	2021-2022 YEAR TO DATE EXPENDITURES	2022-2023 ADOPTED BUDGET
0023 GRIT ROOM					
PERSONAL SERVICES					
00230161 GRIT SALARIESOPERATORS	162,942.30	263,756.54	349,244.00	179,552.17	296,594.00
TOTAL PERSONAL SERVICES	162,942.30	263,756.54	349,244.00	179,552.17	296,594.00
SUPPLIES					
00230105 GRIT SUPPLIES	172,364.14	84,651.92	72,290.00	117,105.65	66,000.00
TOTAL SUPPLIES	172,364.14	84,651.92	72,290.00	117,105.65	66,000.00
SERVICES					
00230106 GRIT SERVICES	87,409.70	52,312.44	90,368.00	50,861.73	90,368.00
TOTAL SERVICES	87,409.70	52,312.44	90,368.00	50,861.73	90,368.00
CAPITAL OUTLAY					
00230107 GRIT CAPITAL OUTLAY	.00	.00	.00	.00	.00
TOTAL CAPITAL OUTLAY	.00	.00	.00	.00	.00
TOTAL 0023 GRIT ROOM	422,716.14	400,720.90	511,902.00	347,519.55	452,962.00

CITY OF BUFFALO
BUFFALO SEWER AUTHORITY
APPROPRIATION BY OBJECT DETAIL

	2019-2020 ACTUAL EXPENDITURES	2020-2021 ACTUAL EXPENDITURES	2021-2022 ORIGINAL BUDGET	2021-2022 YEAR TO DATE EXPENDITURES	2022-2023 ADOPTED BUDGET
0024 PRIMARY SEDIMENTATION					
PERSONAL SERVICES					
00240161 PSED SALARIES OPERATORS	82,313.96	59,015.86	121,854.00	15,319.40	65,652.00
TOTAL PERSONAL SERVICES	82,313.96	59,015.86	121,854.00	15,319.40	65,652.00
SUPPLIES					
00240105 PSED SUPPLIES	159,798.15	42,958.49	138,841.00	11,976.48	10,200.00
TOTAL SUPPLIES	159,798.15	42,958.49	138,841.00	11,976.48	10,200.00
SERVICES					
00240106 PSED SERVICES	.00	5,422.00	11,000.00	1,876.00	4,000.00
TOTAL SERVICES	.00	5,422.00	11,000.00	1,876.00	4,000.00
CAPITAL OUTLAY					
00240107 PSED CAPITAL OUTLAY	.00	.00	.00	.00	.00
TOTAL CAPITAL OUTLAY	.00	.00	.00	.00	.00
TOTAL 0024 PRIMARY SEDIMENTATION	242,112.11	107,396.35	271,695.00	29,171.88	79,852.00

CITY OF BUFFALO
BUFFALO SEWER AUTHORITY
APPROPRIATION BY OBJECT DETAIL

	2019-2020 ACTUAL EXPENDITURES	2020-2021 ACTUAL EXPENDITURES	2021-2022 ORIGINAL BUDGET	2021-2022 YEAR TO DATE EXPENDITURES	2022-2023 ADOPTED BUDGET
0025 SECONDARY CONTROL					
PERSONAL SERVICES					
00250161 SECON SALARIESOPERATORS	64,836.33	114,349.05	146,865.00	144,827.56	149,211.00
TOTAL PERSONAL SERVICES	64,836.33	114,349.05	146,865.00	144,827.56	149,211.00
SUPPLIES					
00250105 SECON SUPPLIES	7,835.18	30,214.73	33,200.00	8,929.00	22,100.00
TOTAL SUPPLIES	7,835.18	30,214.73	33,200.00	8,929.00	22,100.00
SERVICES					
00250106 SECON SERVICES	.00	.00	.00	.00	.00
TOTAL SERVICES	.00	.00	.00	.00	.00
TOTAL 0025 SECONDARY CONTROL	72,671.51	144,563.78	180,065.00	153,756.56	171,311.00

CITY OF BUFFALO
BUFFALO SEWER AUTHORITY
APPROPRIATION BY OBJECT DETAIL

	2019-2020 ACTUAL EXPENDITURES	2020-2021 ACTUAL EXPENDITURES	2021-2022 ORIGINAL BUDGET	2021-2022 YEAR TO DATE EXPENDITURES	2022-2023 ADOPTED BUDGET
0026 PRIMARY CONTROL					
PERSONAL SERVICES					
00260161 PRIM SALARIES OPERATORS	100,639.46	119,069.49	97,030.00	75,719.40	97,030.00
TOTAL PERSONAL SERVICES	100,639.46	119,069.49	97,030.00	75,719.40	97,030.00
SUPPLIES					
00260105 PRIM SUPPLIES	80,764.86	34,978.00	86,700.00	28,565.18	55,500.00
TOTAL SUPPLIES	80,764.86	34,978.00	86,700.00	28,565.18	55,500.00
SERVICES					
00260106 PRIM SERVICES	.00	.00	.00	.00	.00
TOTAL SERVICES	.00	.00	.00	.00	.00
TOTAL 0026 PRIMARY CONTROL	181,404.32	154,047.49	183,730.00	104,284.58	152,530.00

CITY OF BUFFALO
BUFFALO SEWER AUTHORITY
APPROPRIATION BY OBJECT DETAIL

	2019-2020 ACTUAL EXPENDITURES	2020-2021 ACTUAL EXPENDITURES	2021-2022 ORIGINAL BUDGET	2021-2022 YEAR TO DATE EXPENDITURES	2022-2023 ADOPTED BUDGET
0027 GAS COMPRESSOR BUILDING					
SUPPLIES					
00270105 GAS SUPPLIES	43,155.00	28,993.00	63,250.00	33,950.00	68,250.00
TOTAL SUPPLIES	43,155.00	28,993.00	63,250.00	33,950.00	68,250.00
SERVICES					
00270106 GAS SERVICES	89,440.50	80,933.00	82,000.00	5,201.00	112,000.00
TOTAL SERVICES	89,440.50	80,933.00	82,000.00	5,201.00	112,000.00
TOTAL 0027 GAS COMPRESSOR BUILDING	132,595.50	109,926.00	145,250.00	39,151.00	180,250.00

CITY OF BUFFALO
BUFFALO SEWER AUTHORITY
APPROPRIATION BY OBJECT DETAIL

	2019-2020 ACTUAL EXPENDITURES	2020-2021 ACTUAL EXPENDITURES	2021-2022 ORIGINAL BUDGET	2021-2022 YEAR TO DATE EXPENDITURES	2022-2023 ADOPTED BUDGET
0028 SETTLED WASTEWATER PUMPS					
PERSONAL SERVICES					
00280161 SWWP SALARIES OPERATORS	.00	14,902.39	805.00	98,795.79	805.00
TOTAL PERSONAL SERVICES	.00	14,902.39	805.00	98,795.79	805.00
SUPPLIES					
00280105 SWWP SUPPLIES	12,484.00	4,058.00	19,300.00	1,367.00	11,000.00
TOTAL SUPPLIES	12,484.00	4,058.00	19,300.00	1,367.00	11,000.00
SERVICES					
00280106 SWWP SERVICES	.00	.00	.00	.00	.00
TOTAL SERVICES	.00	.00	.00	.00	.00
CAPITAL OUTLAY					
00280107 SWWP CAPITAL OUTLAY	.00	.00	.00	.00	.00
TOTAL CAPITAL OUTLAY	.00	.00	.00	.00	.00
TOTAL 0028 SETTLED WASTEWATER PUMPS	12,484.00	18,960.39	20,105.00	100,162.79	11,805.00

CITY OF BUFFALO
BUFFALO SEWER AUTHORITY
APPROPRIATION BY OBJECT DETAIL

	2019-2020 ACTUAL EXPENDITURES	2020-2021 ACTUAL EXPENDITURES	2021-2022 ORIGINAL BUDGET	2021-2022 YEAR TO DATE EXPENDITURES	2022-2023 ADOPTED BUDGET
0029 AERATION					
PERSONAL SERVICES					
00290161 AER SALARIES OPERATORS	477,685.78	440,734.87	373,347.00	340,379.56	379,816.00
TOTAL PERSONAL SERVICES	477,685.78	440,734.87	373,347.00	340,379.56	379,816.00
SUPPLIES					
00290105 AER SUPPLIES	340,153.52	319,736.64	104,447.60	112,016.36	121,000.00
TOTAL SUPPLIES	340,153.52	319,736.64	104,447.60	112,016.36	121,000.00
SERVICES					
00290106 AER SERVICES	122,402.38	122,954.76	130,000.00	72,085.97	114,875.00
TOTAL SERVICES	122,402.38	122,954.76	130,000.00	72,085.97	114,875.00
CAPITAL OUTLAY					
00290107 AER CAPITAL OUTLAY	.00	.00	5,000.00	.00	5,000.00
TOTAL CAPITAL OUTLAY	.00	.00	5,000.00	.00	5,000.00
TOTAL 0029 AERATION	940,241.68	883,426.27	612,794.60	524,481.89	620,691.00

CITY OF BUFFALO
BUFFALO SEWER AUTHORITY
APPROPRIATION BY OBJECT DETAIL

	2019-2020 ACTUAL EXPENDITURES	2020-2021 ACTUAL EXPENDITURES	2021-2022 ORIGINAL BUDGET	2021-2022 YEAR TO DATE EXPENDITURES	2022-2023 ADOPTED BUDGET
0030 BLOWER BUILDING					
UTILITIES					
00300103 BLOW UTILITIES	3,294,339.83	3,443,850.93	3,054,550.00	1,949,552.56	3,200,800.00
TOTAL UTILITIES	3,294,339.83	3,443,850.93	3,054,550.00	1,949,552.56	3,200,800.00
SUPPLIES					
00300105 BLOW SUPPLIES	88,464.69	31,113.43	35,800.00	12,366.27	20,000.00
TOTAL SUPPLIES	88,464.69	31,113.43	35,800.00	12,366.27	20,000.00
SERVICES					
00300106 BLOW SERVICES	.00	.00	.00	.00	3,000.00
TOTAL SERVICES	.00	.00	.00	.00	3,000.00
TOTAL 0030 BLOWER BUILDING	3,382,804.52	3,474,964.36	3,090,350.00	1,961,918.83	3,223,800.00

CITY OF BUFFALO
BUFFALO SEWER AUTHORITY
APPROPRIATION BY OBJECT DETAIL

	2019-2020 ACTUAL EXPENDITURES	2020-2021 ACTUAL EXPENDITURES	2021-2022 ORIGINAL BUDGET	2021-2022 YEAR TO DATE EXPENDITURES	2022-2023 ADOPTED BUDGET
0032 CHEMICAL HANDLING BUILDING					
SUPPLIES					
00320105 CHEM SUPPLIES	25,365.73	4,797.15	26,750.00	1,932.75	33,500.00
TOTAL SUPPLIES	25,365.73	4,797.15	26,750.00	1,932.75	33,500.00
SERVICES					
00320106 CHEM SERVICES	.00	.00	.00	.00	.00
TOTAL SERVICES	.00	.00	.00	.00	.00
CAPITAL OUTLAY					
00320107 CHEM CAPITAL OUTLAY	.00	.00	.00	.00	.00
TOTAL CAPITAL OUTLAY	.00	.00	.00	.00	.00
TOTAL 0032 CHEMICAL HANDLING BUILDING	25,365.73	4,797.15	26,750.00	1,932.75	33,500.00

CITY OF BUFFALO
BUFFALO SEWER AUTHORITY
APPROPRIATION BY OBJECT DETAIL

	2019-2020 ACTUAL EXPENDITURES	2020-2021 ACTUAL EXPENDITURES	2021-2022 ORIGINAL BUDGET	2021-2022 YEAR TO DATE EXPENDITURES	2022-2023 ADOPTED BUDGET
0033 FINAL EFFLUENT BUILDING					
PERSONAL SERVICES					
00330161 FINAL SALARIES OPERATORS	180,415.50	206,938.56	133,736.00	140,250.63	134,909.00
TOTAL PERSONAL SERVICES	180,415.50	206,938.56	133,736.00	140,250.63	134,909.00
SUPPLIES					
00330105 FINAL SUPPLIES	605,645.34	551,417.99	686,040.00	687,060.43	977,490.00
TOTAL SUPPLIES	605,645.34	551,417.99	686,040.00	687,060.43	977,490.00
SERVICES					
00330106 FINAL SERVICES	.00	.00	.00	.00	.00
TOTAL SERVICES	.00	.00	.00	.00	.00
CAPITAL OUTLAY					
00330107 FINAL CAPITAL OUTLAY	.00	.00	.00	.00	.00
TOTAL CAPITAL OUTLAY	.00	.00	.00	.00	.00
TOTAL 0033 FINAL EFFLUENT BUILDING	786,060.84	758,356.55	819,776.00	827,311.06	1,112,399.00

CITY OF BUFFALO
BUFFALO SEWER AUTHORITY
APPROPRIATION BY OBJECT DETAIL

	2019-2020 ACTUAL EXPENDITURES	2020-2021 ACTUAL EXPENDITURES	2021-2022 ORIGINAL BUDGET	2021-2022 YEAR TO DATE EXPENDITURES	2022-2023 ADOPTED BUDGET
0034 THICKENER AREA-INCL FLT EQUIP					
SUPPLIES					
00340105 THICK SUPPLIES	350,437.36	288,634.92	398,792.40	251,875.63	505,800.00
TOTAL SUPPLIES	350,437.36	288,634.92	398,792.40	251,875.63	505,800.00
SERVICES					
00340106 THICK SERVICES	.00	.00	.00	.00	.00
TOTAL SERVICES	.00	.00	.00	.00	.00
TOTAL 0034 THICKENER AREA-INCL FLT EQUIP	350,437.36	288,634.92	398,792.40	251,875.63	505,800.00

CITY OF BUFFALO
BUFFALO SEWER AUTHORITY
APPROPRIATION BY OBJECT DETAIL

	2019-2020 ACTUAL EXPENDITURES	2020-2021 ACTUAL EXPENDITURES	2021-2022 ORIGINAL BUDGET	2021-2022 YEAR TO DATE EXPENDITURES	2022-2023 ADOPTED BUDGET
0035 FILTER FEED AREA-INCL MIX TNKS					
SUPPLIES					
00350105 FILT SUPPLIES	13,062.00	675.00	60,850.00	81,870.00	20,000.00
TOTAL SUPPLIES	13,062.00	675.00	60,850.00	81,870.00	20,000.00
SERVICES					
00350106 FILT SERVICES	.00	.00	.00	.00	.00
TOTAL SERVICES	.00	.00	.00	.00	.00
CAPITAL OUTLAY					
00350107 FILT CAPITAL OUTLAY	.00	.00	.00	.00	.00
TOTAL CAPITAL OUTLAY	.00	.00	.00	.00	.00
TOTAL 0035 FILTER FEED AREA-INCL MIX TNKS	13,062.00	675.00	60,850.00	81,870.00	20,000.00

CITY OF BUFFALO
BUFFALO SEWER AUTHORITY
APPROPRIATION BY OBJECT DETAIL

	2019-2020 ACTUAL EXPENDITURES	2020-2021 ACTUAL EXPENDITURES	2021-2022 ORIGINAL BUDGET	2021-2022 YEAR TO DATE EXPENDITURES	2022-2023 ADOPTED BUDGET
0036 SLUDGE DEWATERING-PRESSES/CONV					
PERSONAL SERVICES					
00360161 DEWAT SALARIES OPERATORS	648,468.21	647,184.45	501,861.00	420,592.61	505,906.00
TOTAL PERSONAL SERVICES	648,468.21	647,184.45	501,861.00	420,592.61	505,906.00
UTILITIES					
00360103 DEWAT UTILITIES	179,123.36	74,656.17	289,300.00	67,445.09	230,000.00
TOTAL UTILITIES	179,123.36	74,656.17	289,300.00	67,445.09	230,000.00
SUPPLIES					
00360105 DEWAT SUPPLIES	742,338.72	724,337.89	1,125,300.00	549,351.50	1,517,800.00
TOTAL SUPPLIES	742,338.72	724,337.89	1,125,300.00	549,351.50	1,517,800.00
SERVICES					
00360106 DEWAT SERVICES	.00	.00	1,000.00	885.73	.00
TOTAL SERVICES	.00	.00	1,000.00	885.73	.00
CAPITAL OUTLAY					
00360107 DEWAT CAPITAL OUTLAY	.00	.00	.00	.00	.00
TOTAL CAPITAL OUTLAY	.00	.00	.00	.00	.00
TOTAL 0036 SLUDGE DEWATERING-PRESSES/CONV	1,569,930.29	1,446,178.51	1,917,461.00	1,038,274.93	2,253,706.00

CITY OF BUFFALO
BUFFALO SEWER AUTHORITY
APPROPRIATION BY OBJECT DETAIL

	2019-2020 ACTUAL EXPENDITURES	2020-2021 ACTUAL EXPENDITURES	2021-2022 ORIGINAL BUDGET	2021-2022 YEAR TO DATE EXPENDITURES	2022-2023 ADOPTED BUDGET
0037 CENTRIFUGE					
SUPPLIES					
00370105 CENTRIFUGE SUPPLIES	81,085.37	36,454.22	95,000.00	13,564.84	194,000.00
TOTAL SUPPLIES	81,085.37	36,454.22	95,000.00	13,564.84	194,000.00
SERVICES					
00370106 CENTRIFUGE SERVICES	8,554.55	13,520.65	74,500.00	2,800.00	105,500.00
TOTAL SERVICES	8,554.55	13,520.65	74,500.00	2,800.00	105,500.00
CAPITAL OUTLAY					
00370107 CENTRIFUGE CAPITAL OUTLAY	.00	.00	.00	.00	.00
TOTAL CAPITAL OUTLAY	.00	.00	.00	.00	.00
TOTAL 0037 CENTRIFUGE	89,639.92	49,974.87	169,500.00	16,364.84	299,500.00

CITY OF BUFFALO
BUFFALO SEWER AUTHORITY
APPROPRIATION BY OBJECT DETAIL

	2019-2020 ACTUAL EXPENDITURES	2020-2021 ACTUAL EXPENDITURES	2021-2022 ORIGINAL BUDGET	2021-2022 YEAR TO DATE EXPENDITURES	2022-2023 ADOPTED BUDGET
0038 INCINERATION-INCL ASH HANDLING					
PERSONAL SERVICES					
00380131 INCIN SALARIES SUPERVISION	102,882.58	94,191.19	156,758.00	93,313.29	98,003.00
00380161 INCIN SALARIES OPERATORS	824,956.23	791,443.09	927,857.00	546,306.68	939,502.00
TOTAL PERSONAL SERVICES	927,838.81	885,634.28	1,084,615.00	639,619.97	1,037,505.00
UTILITIES					
00380103 INCIN UTILITIES	946,756.18	698,044.26	1,000,000.00	627,074.40	1,100,000.00
TOTAL UTILITIES	946,756.18	698,044.26	1,000,000.00	627,074.40	1,100,000.00
TRAVEL AND MEMBERSHIPS					
00380104 INCIN TRAVEL	.00	.00	.00	.00	.00
TOTAL TRAVEL AND MEMBERSHIPS	.00	.00	.00	.00	.00
SUPPLIES					
00380105 INCIN SUPPLIES	257,885.17	256,491.50	234,841.00	169,732.49	389,522.00
TOTAL SUPPLIES	257,885.17	256,491.50	234,841.00	169,732.49	389,522.00
SERVICES					
00380106 INCIN SERVICES	1,030,617.18	1,151,661.66	1,730,208.00	1,342,277.80	1,480,333.00
TOTAL SERVICES	1,030,617.18	1,151,661.66	1,730,208.00	1,342,277.80	1,480,333.00
CAPITAL OUTLAY					
00380107 INCIN CAPITAL OUTLAY	20,610.00	27,134.00	70,004.00	4,766.00	70,000.00
TOTAL CAPITAL OUTLAY	20,610.00	27,134.00	70,004.00	4,766.00	70,000.00
TOTAL 0038 INCINERATION-INCL ASH HANDLING	3,183,707.34	3,018,965.70	4,119,668.00	2,783,470.66	4,077,360.00

CITY OF BUFFALO
BUFFALO SEWER AUTHORITY
APPROPRIATION BY OBJECT DETAIL

	2019-2020 ACTUAL EXPENDITURES	2020-2021 ACTUAL EXPENDITURES	2021-2022 ORIGINAL BUDGET	2021-2022 YEAR TO DATE EXPENDITURES	2022-2023 ADOPTED BUDGET
0039 HAMBURG DRAIN FLOAT CTRL FACIL					
UTILITIES					
00390103 HAMBURG DRAIN FLOATABLE UT	18,282.91	16,905.53	40,000.00	17,971.59	40,000.00
TOTAL UTILITIES	18,282.91	16,905.53	40,000.00	17,971.59	40,000.00
SUPPLIES					
00390105 HAMBURG DRAIN FLOATABLE SU	4,389.37	11,444.83	62,305.00	2,554.62	12,305.00
TOTAL SUPPLIES	4,389.37	11,444.83	62,305.00	2,554.62	12,305.00
SERVICES					
00390106 HAMBURG DRAIN FLOATABLE SV	.00	.00	.00	.00	10,000.00
TOTAL SERVICES	.00	.00	.00	.00	10,000.00
TOTAL 0039 HAMBURG DRAIN FLOAT CTRL FACIL	22,672.28	28,350.36	102,305.00	20,526.21	62,305.00

CITY OF BUFFALO
BUFFALO SEWER AUTHORITY
APPROPRIATION BY OBJECT DETAIL

	2019-2020 ACTUAL EXPENDITURES	2020-2021 ACTUAL EXPENDITURES	2021-2022 ORIGINAL BUDGET	2021-2022 YEAR TO DATE EXPENDITURES	2022-2023 ADOPTED BUDGET
0040 SOUTH BUFFALO PUMP STATION					
PERSONAL SERVICES					
00400161 SOUTH SALARIES OPERATORS	517.18	.00	.00	.00	.00
TOTAL PERSONAL SERVICES	517.18	.00	.00	.00	.00
UTILITIES					
00400103 SOUTH UTILITIES	45,200.11	58,117.84	70,700.00	69,255.45	70,200.00
TOTAL UTILITIES	45,200.11	58,117.84	70,700.00	69,255.45	70,200.00
SUPPLIES					
00400105 SOUTH SUPPLIES	57,961.37	43,901.82	40,200.00	3,650.00	30,200.00
TOTAL SUPPLIES	57,961.37	43,901.82	40,200.00	3,650.00	30,200.00
SERVICES					
00400106 SOUTH SERVICES	.00	.00	.00	.00	.00
TOTAL SERVICES	.00	.00	.00	.00	.00
TOTAL 0040 SOUTH BUFFALO PUMP STATION	103,678.66	102,019.66	110,900.00	72,905.45	100,400.00

CITY OF BUFFALO
BUFFALO SEWER AUTHORITY
APPROPRIATION BY OBJECT DETAIL

	2019-2020 ACTUAL EXPENDITURES	2020-2021 ACTUAL EXPENDITURES	2021-2022 ORIGINAL BUDGET	2021-2022 YEAR TO DATE EXPENDITURES	2022-2023 ADOPTED BUDGET
0041 HAMBURG STREET					
UTILITIES					
00410103 HAMBURG UTILITIES	23,615.95	27,238.23	33,800.00	18,741.80	33,800.00
TOTAL UTILITIES	23,615.95	27,238.23	33,800.00	18,741.80	33,800.00
SUPPLIES					
00410105 HAMBURG SUPPLIES	4,433.46	1,412.61	12,700.00	1,485.00	12,700.00
TOTAL SUPPLIES	4,433.46	1,412.61	12,700.00	1,485.00	12,700.00
SERVICES					
00410106 HAMBURG SERVICES	2,761.00	.00	315.00	.00	315.00
TOTAL SERVICES	2,761.00	.00	315.00	.00	315.00
TOTAL 0041 HAMBURG STREET	30,810.41	28,650.84	46,815.00	20,226.80	46,815.00

CITY OF BUFFALO
BUFFALO SEWER AUTHORITY
APPROPRIATION BY OBJECT DETAIL

	2019-2020 ACTUAL EXPENDITURES	2020-2021 ACTUAL EXPENDITURES	2021-2022 ORIGINAL BUDGET	2021-2022 YEAR TO DATE EXPENDITURES	2022-2023 ADOPTED BUDGET
0042 AMHERST QUARRY					
UTILITIES					
00420103 AMHERST UTILITIES	17,368.56	14,224.57	25,100.00	10,963.10	25,100.00
TOTAL UTILITIES	17,368.56	14,224.57	25,100.00	10,963.10	25,100.00
SUPPLIES					
00420105 AMHERST SUPPLIES	845.37	47,039.75	2,500.00	15,566.10	2,500.00
TOTAL SUPPLIES	845.37	47,039.75	2,500.00	15,566.10	2,500.00
SERVICES					
00420106 AMHERST SERVICES	210.00	800.00	.00	1,754.00	.00
TOTAL SERVICES	210.00	800.00	.00	1,754.00	.00
TOTAL 0042 AMHERST QUARRY	18,423.93	62,064.32	27,600.00	28,283.20	27,600.00

CITY OF BUFFALO
BUFFALO SEWER AUTHORITY
APPROPRIATION BY OBJECT DETAIL

	2019-2020 ACTUAL EXPENDITURES	2020-2021 ACTUAL EXPENDITURES	2021-2022 ORIGINAL BUDGET	2021-2022 YEAR TO DATE EXPENDITURES	2022-2023 ADOPTED BUDGET
0043 BABCOCK STREET					
UTILITIES					
00430103 BABCOCK UTILITIES	7,947.06	6,950.76	10,000.00	3,281.21	10,000.00
TOTAL UTILITIES	7,947.06	6,950.76	10,000.00	3,281.21	10,000.00
SUPPLIES					
00430105 BABCOCK SUPPLIES	98.88	16,744.00	.00	.00	.00
TOTAL SUPPLIES	98.88	16,744.00	.00	.00	.00
SERVICES					
00430106 BABCOCK SERVICES	.00	.00	.00	.00	.00
TOTAL SERVICES	.00	.00	.00	.00	.00
TOTAL 0043 BABCOCK STREET	8,045.94	23,694.76	10,000.00	3,281.21	10,000.00

CITY OF BUFFALO
BUFFALO SEWER AUTHORITY
APPROPRIATION BY OBJECT DETAIL

	2019-2020 ACTUAL EXPENDITURES	2020-2021 ACTUAL EXPENDITURES	2021-2022 ORIGINAL BUDGET	2021-2022 YEAR TO DATE EXPENDITURES	2022-2023 ADOPTED BUDGET
0044 KELLY ISLAND - S STATION					
UTILITIES					
00440103 KELLYS UTILITES	10,304.25	8,914.73	9,500.00	4,389.99	9,500.00
TOTAL UTILITIES	10,304.25	8,914.73	9,500.00	4,389.99	9,500.00
SUPPLIES					
00440105 KELLYS SUPPLIES	21,664.53	18,214.67	.00	.00	13,800.00
TOTAL SUPPLIES	21,664.53	18,214.67	.00	.00	13,800.00
SERVICES					
00440106 KELLYS SERVICES	.00	.00	.00	.00	2,000.00
TOTAL SERVICES	.00	.00	.00	.00	2,000.00
CAPITAL OUTLAY					
00440107 KELLYS CAPITAL OUTLAY	.00	.00	.00	.00	.00
TOTAL CAPITAL OUTLAY	.00	.00	.00	.00	.00
TOTAL 0044 KELLY ISLAND - S STATION	31,968.78	27,129.40	9,500.00	4,389.99	25,300.00

CITY OF BUFFALO
BUFFALO SEWER AUTHORITY
APPROPRIATION BY OBJECT DETAIL

	2019-2020 ACTUAL EXPENDITURES	2020-2021 ACTUAL EXPENDITURES	2021-2022 ORIGINAL BUDGET	2021-2022 YEAR TO DATE EXPENDITURES	2022-2023 ADOPTED BUDGET
0045 KELLY ISLAND - F STATION					
UTILITIES					
00450103 KELLYF UTILITIES	599.36	460.80	5,000.00	85.00	5,000.00
TOTAL UTILITIES	599.36	460.80	5,000.00	85.00	5,000.00
SUPPLIES					
00450105 KELLYF SUPPLIES	.00	.00	.00	.00	.00
TOTAL SUPPLIES	.00	.00	.00	.00	.00
SERVICES					
00450106 KELLYF SERVICES	.00	.00	.00	.00	.00
TOTAL SERVICES	.00	.00	.00	.00	.00
TOTAL 0045 KELLY ISLAND - F STATION	599.36	460.80	5,000.00	85.00	5,000.00

CITY OF BUFFALO
BUFFALO SEWER AUTHORITY
APPROPRIATION BY OBJECT DETAIL

	2019-2020 ACTUAL EXPENDITURES	2020-2021 ACTUAL EXPENDITURES	2021-2022 ORIGINAL BUDGET	2021-2022 YEAR TO DATE EXPENDITURES	2022-2023 ADOPTED BUDGET
0046 KELLY ISLAND - X STATION					
UTILITIES					
00460103 KELLYX UTILITIES	3,893.67	4,193.04	4,500.00	3,755.84	4,500.00
TOTAL UTILITIES	3,893.67	4,193.04	4,500.00	3,755.84	4,500.00
SUPPLIES					
00460105 KELLYX SUPPLIES	.00	6,758.00	32,873.00	.00	99,300.00
TOTAL SUPPLIES	.00	6,758.00	32,873.00	.00	99,300.00
SERVICES					
00460106 KELLYX SERVICES	.00	.00	.00	.00	.00
TOTAL SERVICES	.00	.00	.00	.00	.00
CAPITAL OUTLAY					
00460107 KELLYX CAPITAL OUTLAY	.00	.00	.00	.00	.00
TOTAL CAPITAL OUTLAY	.00	.00	.00	.00	.00
TOTAL 0046 KELLY ISLAND - X STATION	3,893.67	10,951.04	37,373.00	3,755.84	103,800.00

CITY OF BUFFALO
BUFFALO SEWER AUTHORITY
APPROPRIATION BY OBJECT DETAIL

	2019-2020 ACTUAL EXPENDITURES	2020-2021 ACTUAL EXPENDITURES	2021-2022 ORIGINAL BUDGET	2021-2022 YEAR TO DATE EXPENDITURES	2022-2023 ADOPTED BUDGET
0047 WATERFRONT VILLAGE					
UTILITIES					
00470103 WATER UTILITIES	1,760.39	1,750.58	1,600.00	680.55	1,600.00
TOTAL UTILITIES	1,760.39	1,750.58	1,600.00	680.55	1,600.00
SUPPLIES					
00470105 WATER SUPPLIES	1,459.50	154.73	.00	2,654.24	11,000.00
TOTAL SUPPLIES	1,459.50	154.73	.00	2,654.24	11,000.00
SERVICES					
00470106 WATER SERVICES	.00	.00	.00	.00	.00
TOTAL SERVICES	.00	.00	.00	.00	.00
CAPITAL OUTLAY					
00470107 WATER CAPITAL OUTLAY	.00	.00	.00	.00	.00
TOTAL CAPITAL OUTLAY	.00	.00	.00	.00	.00
TOTAL 0047 WATERFRONT VILLAGE	3,219.89	1,905.31	1,600.00	3,334.79	12,600.00

CITY OF BUFFALO
BUFFALO SEWER AUTHORITY
APPROPRIATION BY OBJECT DETAIL

	2019-2020 ACTUAL EXPENDITURES	2020-2021 ACTUAL EXPENDITURES	2021-2022 ORIGINAL BUDGET	2021-2022 YEAR TO DATE EXPENDITURES	2022-2023 ADOPTED BUDGET
0048 TIFFT STREET					
UTILITIES					
00480103 TIFFT UTILITIES	861.83	1,056.70	1,200.00	699.80	1,200.00
TOTAL UTILITIES	861.83	1,056.70	1,200.00	699.80	1,200.00
SUPPLIES					
00480105 TIFFT SUPPLIES	.00	.00	.00	350.22	1,250.00
TOTAL SUPPLIES	.00	.00	.00	350.22	1,250.00
TOTAL 0048 TIFFT STREET	861.83	1,056.70	1,200.00	1,050.02	2,450.00

CITY OF BUFFALO
BUFFALO SEWER AUTHORITY
APPROPRIATION BY OBJECT DETAIL

	2019-2020 ACTUAL EXPENDITURES	2020-2021 ACTUAL EXPENDITURES	2021-2022 ORIGINAL BUDGET	2021-2022 YEAR TO DATE EXPENDITURES	2022-2023 ADOPTED BUDGET
0049 NIAGARA METERING					
UTILITIES					
00490103 NIAGARA UTILITIES	2,491.85	2,292.22	5,500.00	3,165.42	5,500.00
TOTAL UTILITIES	2,491.85	2,292.22	5,500.00	3,165.42	5,500.00
SUPPLIES					
00490105 NIAGARA SUPPLIES	.00	2,302.80	.00	.00	2,400.00
TOTAL SUPPLIES	.00	2,302.80	.00	.00	2,400.00
SERVICES					
00490106 NIAGARA SERVICES	255.00	.00	368.00	.00	368.00
TOTAL SERVICES	255.00	.00	368.00	.00	368.00
TOTAL 0049 NIAGARA METERING	2,746.85	4,595.02	5,868.00	3,165.42	8,268.00

CITY OF BUFFALO
BUFFALO SEWER AUTHORITY
APPROPRIATION BY OBJECT DETAIL

	2019-2020 ACTUAL EXPENDITURES	2020-2021 ACTUAL EXPENDITURES	2021-2022 ORIGINAL BUDGET	2021-2022 YEAR TO DATE EXPENDITURES	2022-2023 ADOPTED BUDGET
0050 WALDEN HEIGHTS					
UTILITIES					
00500103 WALD UTILITES	1,911.69	1,222.88	2,000.00	606.10	2,000.00
TOTAL UTILITIES	1,911.69	1,222.88	2,000.00	606.10	2,000.00
SUPPLIES					
00500105 WALD SUPPLIES	7,216.66	.00	.00	.00	3,000.00
TOTAL SUPPLIES	7,216.66	.00	.00	.00	3,000.00
SERVICES					
00500106 WALD SERVICES	.00	.00	.00	.00	.00
TOTAL SERVICES	.00	.00	.00	.00	.00
TOTAL 0050 WALDEN HEIGHTS	9,128.35	1,222.88	2,000.00	606.10	5,000.00

CITY OF BUFFALO
BUFFALO SEWER AUTHORITY
APPROPRIATION BY OBJECT DETAIL

	2019-2020 ACTUAL EXPENDITURES	2020-2021 ACTUAL EXPENDITURES	2021-2022 ORIGINAL BUDGET	2021-2022 YEAR TO DATE EXPENDITURES	2022-2023 ADOPTED BUDGET
0051 LABORATORY					
PERSONAL SERVICES					
00510101 LAB AUTOMOBILE ALLOWANCE	.00	.00	.00	22,670.34	.00
00510151 LAB SALARIES TECHNICAL	390,007.43	360,898.11	430,248.00	228,003.07	433,575.00
00510161 LAB SALARIES OPERATORS	56,708.49	70,358.01	99,973.00	83,560.59	58,534.00
TOTAL PERSONAL SERVICES	446,715.92	431,256.12	530,221.00	334,234.00	492,109.00
TRAVEL AND MEMBERSHIPS					
00510104 LAB TRAVEL EXPENSES	80.00	.00	1,000.00	.00	1,000.00
TOTAL TRAVEL AND MEMBERSHIPS	80.00	.00	1,000.00	.00	1,000.00
SUPPLIES					
00510105 LAB SUPPLIES	39,069.21	29,338.67	51,455.00	49,006.37	53,550.00
TOTAL SUPPLIES	39,069.21	29,338.67	51,455.00	49,006.37	53,550.00
SERVICES					
00510106 LAB SERVICES	3,452.50	2,756.31	6,645.00	858.42	5,950.00
TOTAL SERVICES	3,452.50	2,756.31	6,645.00	858.42	5,950.00
CAPITAL OUTLAY					
00510107 LAB CAPITAL OUTLAY	3,044.20	3,002.31	1,000.00	14,234.92	7,000.00
TOTAL CAPITAL OUTLAY	3,044.20	3,002.31	1,000.00	14,234.92	7,000.00
TOTAL 0051 LABORATORY	492,361.83	466,353.41	590,321.00	398,333.71	559,609.00

CITY OF BUFFALO
BUFFALO SEWER AUTHORITY
APPROPRIATION BY OBJECT DETAIL

	2019-2020 ACTUAL EXPENDITURES	2020-2021 ACTUAL EXPENDITURES	2021-2022 ORIGINAL BUDGET	2021-2022 YEAR TO DATE EXPENDITURES	2022-2023 ADOPTED BUDGET
0052 MAINTENANCE					
PERSONAL SERVICES					
00520101 MAINT AUTOMOBILE ALLOWANCE	195.00	705.00	.00	1,230.00	.00
00520131 MAINT SALARIES SUPERVISION	275,091.49	293,912.65	224,598.00	216,604.06	286,547.00
00520161 MAINT SALARIES OPERATORS	376,214.26	399,178.17	502,954.00	223,471.21	353,092.00
00520171 MAINT SALARIES REPAIR MECH	1,083,302.05	1,152,687.98	1,450,071.00	793,246.97	1,577,928.00
TOTAL PERSONAL SERVICES	1,734,802.80	1,846,483.80	2,177,623.00	1,234,552.24	2,217,567.00
TRAVEL AND MEMBERSHIPS					
00520104 MAINT TRAVEL EXPENSES	.00	.00	4,500.00	1,255.58	1,500.00
TOTAL TRAVEL AND MEMBERSHIPS	.00	.00	4,500.00	1,255.58	1,500.00
SUPPLIES					
00520105 MAINT SUPPLIES	271,152.79	237,241.01	314,135.00	195,841.05	281,725.00
TOTAL SUPPLIES	271,152.79	237,241.01	314,135.00	195,841.05	281,725.00
SERVICES					
00520106 MAINT SERVICES	657,060.54	2,922,868.26	1,698,046.00	1,271,884.06	3,889,309.00
TOTAL SERVICES	657,060.54	2,922,868.26	1,698,046.00	1,271,884.06	3,889,309.00
CAPITAL OUTLAY					
00520107 MAINT CAPITAL OUTLAY	22,759.76	33,262.73	92,000.00	.00	85,000.00
TOTAL CAPITAL OUTLAY	22,759.76	33,262.73	92,000.00	.00	85,000.00
TOTAL 0052 MAINTENANCE	2,685,775.89	5,039,855.80	4,286,304.00	2,703,532.93	6,475,101.00

CITY OF BUFFALO
BUFFALO SEWER AUTHORITY
APPROPRIATION BY OBJECT DETAIL

	2019-2020 ACTUAL EXPENDITURES	2020-2021 ACTUAL EXPENDITURES	2021-2022 ORIGINAL BUDGET	2021-2022 YEAR TO DATE EXPENDITURES	2022-2023 ADOPTED BUDGET
0053 YARDS & GROUNDS					
PERSONAL SERVICES					
00530131 YARDS SALARIES SUPERVISION	97,052.39	157,452.66	159,100.00	104,827.78	89,666.00
00530161 YARDS SALARIES OPERATORS	1,064,753.23	1,103,259.44	1,106,537.00	904,341.62	1,091,306.00
TOTAL PERSONAL SERVICES	1,161,805.62	1,260,712.10	1,265,637.00	1,009,169.40	1,180,972.00
UTILITIES					
00530103 YARD UTILITES	5,113.94	8,806.73	10,750.00	12,099.63	10,750.00
TOTAL UTILITIES	5,113.94	8,806.73	10,750.00	12,099.63	10,750.00
SUPPLIES					
00530105 YARDS SUPPLIES	29,123.92	27,472.83	35,600.00	20,371.19	35,600.00
TOTAL SUPPLIES	29,123.92	27,472.83	35,600.00	20,371.19	35,600.00
SERVICES					
00530106 YARDS SERVICES	17,325.00	51,375.00	.00	.00	1,000.00
TOTAL SERVICES	17,325.00	51,375.00	.00	.00	1,000.00
CAPITAL OUTLAY					
00530107 YARDS CAPITAL OUTLAY	18,464.96	10,277.40	9,000.00	.00	.00
TOTAL CAPITAL OUTLAY	18,464.96	10,277.40	9,000.00	.00	.00
TOTAL 0053 YARDS & GROUNDS	1,231,833.44	1,358,644.06	1,320,987.00	1,041,640.22	1,228,322.00
TOTAL 92 BSA WASTEWATER TREATMENT PLANT	19,781,030.76	21,680,183.76	23,075,935.00	14,926,855.94	25,720,218.00

CITY OF BUFFALO
BUFFALO SEWER AUTHORITY
APPROPRIATION BY OBJECT DETAIL

	2019-2020 ACTUAL EXPENDITURES	2020-2021 ACTUAL EXPENDITURES	2021-2022 ORIGINAL BUDGET	2021-2022 YEAR TO DATE EXPENDITURES	2022-2023 ADOPTED BUDGET
93 BSA INDUSTRIAL WASTE DIVISION					
0055 INDUSTRIAL WASTE SECTION					
PERSONAL SERVICES					
00550121 IWS SALARIES CLERICAL	51,637.99	53,645.50	56,634.00	36,415.88	55,633.00
00550151 IWS SALARIES TECHNICAL	109,678.42	104,070.87	108,710.00	73,370.83	108,210.00
00550161 IWS SALARIES OPERATORS	370,226.85	355,498.64	371,587.00	239,517.80	402,117.00
TOTAL PERSONAL SERVICES	531,543.26	513,215.01	536,931.00	349,304.51	565,960.00
TRAVEL AND MEMBERSHIPS					
00550104 IWS TRAVEL EXPENSES	346.00	.00	900.00	597.00	3,000.00
TOTAL TRAVEL AND MEMBERSHIPS	346.00	.00	900.00	597.00	3,000.00
SUPPLIES					
00550105 IWS SUPPLIES	10,655.19	16,450.28	17,340.00	12,230.38	19,500.00
TOTAL SUPPLIES	10,655.19	16,450.28	17,340.00	12,230.38	19,500.00
SERVICES					
00550106 IWS SERVICES	81,431.67	218,643.78	272,314.00	104,072.63	182,314.00
TOTAL SERVICES	81,431.67	218,643.78	272,314.00	104,072.63	182,314.00
CAPITAL OUTLAY					
00550107 IWS CAPITAL OUTLAY	27,514.49	13,920.99	8,000.00	27,967.69	8,000.00
TOTAL CAPITAL OUTLAY	27,514.49	13,920.99	8,000.00	27,967.69	8,000.00
TOTAL 0055 INDUSTRIAL WASTE SECTION	651,490.61	762,230.06	835,485.00	494,172.21	778,774.00
TOTAL 93 BSA INDUSTRIAL WASTE DIVISION	651,490.61	762,230.06	835,485.00	494,172.21	778,774.00

CITY OF BUFFALO
BUFFALO SEWER AUTHORITY
APPROPRIATION BY OBJECT DETAIL

	2019-2020 ACTUAL EXPENDITURES	2020-2021 ACTUAL EXPENDITURES	2021-2022 ORIGINAL BUDGET	2021-2022 YEAR TO DATE EXPENDITURES	2022-2023 ADOPTED BUDGET
94 BSA ENGINEERING DIVISION					
0060 ENGINEERING					
PERSONAL SERVICES					
00600101 ENG AUTOMOBILE ALLOWANCE	.00	.00	.00	.00	.00
00600111 ENG SALARIES EXECUTIVE	105,046.03	.00	119,737.00	79,125.06	124,220.00
00600121 ENG SALARIES CLERICAL	.00	.00	1.00	.00	46,526.00
00600131 ENG SALARIES - SUPERVISION	.00	.00	.00	.00	.00
00600161 ENG SALARIES OPERATORS	722,120.44	786,800.99	823,021.00	519,792.86	921,958.00
TOTAL PERSONAL SERVICES *	827,166.47	786,800.99	942,759.00	598,917.92	1,092,704.00
UTILITIES					
00600103 ENGINEERING TELEPHONE	28,463.41	19,871.75	32,000.00	28,925.89	35,000.00
TOTAL UTILITIES	28,463.41	19,871.75	32,000.00	28,925.89	35,000.00
TRAVEL AND MEMBERSHIPS					
00600104 ENG TRAVEL EXPENSES	4,531.24	2,952.22	21,500.00	13,161.12	27,750.00
TOTAL TRAVEL AND MEMBERSHIPS	4,531.24	2,952.22	21,500.00	13,161.12	27,750.00
SUPPLIES					
00600105 ENG SUPPLIES	11,163.81	565.48	2,950.00	891.10	3,800.00
TOTAL SUPPLIES	11,163.81	565.48	2,950.00	891.10	3,800.00
SERVICES					
00600106 ENG SERVICES	235,603.58	223,956.84	312,297.28	145,972.22	433,700.00
TOTAL SERVICES	235,603.58	223,956.84	312,297.28	145,972.22	433,700.00
CAPITAL OUTLAY					
00600107 ENG CAPITAL OUTLAY	27,647.28	.00	3,566.39	.00	63,000.00
TOTAL CAPITAL OUTLAY	27,647.28	.00	3,566.39	.00	63,000.00
TOTAL 0060 ENGINEERING	1,134,575.79	1,034,147.28	1,315,072.67	787,868.25	1,655,954.00
TOTAL 94 BSA ENGINEERING DIVISION	1,134,575.79	1,034,147.28	1,315,072.67	787,868.25	1,655,954.00

CITY OF BUFFALO
BUFFALO SEWER AUTHORITY
APPROPRIATION BY OBJECT DETAIL

	2019-2020 ACTUAL EXPENDITURES	2020-2021 ACTUAL EXPENDITURES	2021-2022 ORIGINAL BUDGET	2021-2022 YEAR TO DATE EXPENDITURES	2022-2023 ADOPTED BUDGET
95 BSA SEWER MAINTENANCE DIVISION					
0065 SEWER MAINTENANCE OFFICE					
PERSONAL SERVICES					
00650101 SWRMA AUTOMOBILE ALLOWANCE	.00	.00	.00	.00	.00
00650121 SWRMA SALARIES CLERICAL	80,580.91	94,969.99	123,189.00	81,173.77	124,089.00
00650131 SWRMA SALARIES SUPERVISION	78,685.33	129,906.57	230,879.00	94,198.38	226,379.00
00650161 SWRM	38,354.00	33,611.67	107,085.00	32,011.45	109,271.00
TOTAL PERSONAL SERVICES	197,620.24	258,488.23	461,153.00	207,383.60	459,739.00
UTILITIES					
00650103 SWRMA UTILITIES	53,785.10	36,300.73	84,000.00	33,346.01	100,200.00
TOTAL UTILITIES	53,785.10	36,300.73	84,000.00	33,346.01	100,200.00
TRAVEL AND MEMBERSHIPS					
00650104 SWRMA TRAVEL EXPENSES	887.00	.00	1,001.00	.00	3,700.00
TOTAL TRAVEL AND MEMBERSHIPS	887.00	.00	1,001.00	.00	3,700.00
SUPPLIES					
00650105 SWRMA SUPPLIES	1,779.93	1,096.65	2,250.00	935.69	2,250.00
TOTAL SUPPLIES	1,779.93	1,096.65	2,250.00	935.69	2,250.00
SERVICES					
00650106 SWRMA SERVICES	71,725.10	81,077.74	198,740.00	37,596.23	239,280.00
TOTAL SERVICES	71,725.10	81,077.74	198,740.00	37,596.23	239,280.00
CAPITAL OUTLAY					
00650107 SWRMA CAPITAL OUTLAY	41,012.13	.00	1,000.00	.00	1,000.00
TOTAL CAPITAL OUTLAY	41,012.13	.00	1,000.00	.00	1,000.00
OTHER					

CITY OF BUFFALO
BUFFALO SEWER AUTHORITY
APPROPRIATION BY OBJECT DETAIL

	2019-2020 ACTUAL EXPENDITURES	2020-2021 ACTUAL EXPENDITURES	2021-2022 ORIGINAL BUDGET	2021-2022 YEAR TO DATE EXPENDITURES	2022-2023 ADOPTED BUDGET
00650108 SWRMA INSURANCE	11,374.17	17,542.18	15,000.00	9,056.45	15,000.00
TOTAL OTHER	11,374.17	17,542.18	15,000.00	9,056.45	15,000.00
TOTAL 0065 SEWER MAINTENANCE OFFICE	378,183.67	394,505.53	763,144.00	288,317.98	821,169.00

CITY OF BUFFALO
BUFFALO SEWER AUTHORITY
APPROPRIATION BY OBJECT DETAIL

	2019-2020 ACTUAL EXPENDITURES	2020-2021 ACTUAL EXPENDITURES	2021-2022 ORIGINAL BUDGET	2021-2022 YEAR TO DATE EXPENDITURES	2022-2023 ADOPTED BUDGET
0066 SEWER REPAIR FUNCTION					
PERSONAL SERVICES					
00660101 SWRRE AUTOMOBILE ALLOWANCE	.00	.00	.00	.00	.00
00660131 SWRRE SALARIES SUPERVISION	153,005.20	138,982.54	258,825.00	99,789.86	205,478.00
00660161 SWRR	57,789.41	54,102.56	115,898.00	1,643.18	113,538.00
00660171 SWRRE SALARIES REPAIR MECH	413,578.66	722,117.89	1,138,973.00	515,933.35	922,327.00
TOTAL PERSONAL SERVICES	624,373.27	915,202.99	1,513,696.00	617,366.39	1,241,343.00
SUPPLIES					
00660105 SWRRE SUPPLIES	337,417.40	378,223.75	359,950.00	214,160.15	510,000.00
TOTAL SUPPLIES	337,417.40	378,223.75	359,950.00	214,160.15	510,000.00
SERVICES					
00660106 SWRRE SERVICES	111,082.46	142,922.24	170,500.00	87,977.64	155,500.00
TOTAL SERVICES	111,082.46	142,922.24	170,500.00	87,977.64	155,500.00
CAPITAL OUTLAY					
00660107 SWRRE CAPITAL OUTLAY	29,105.77	9,065.00	20,000.00	9,677.47	20,000.00
TOTAL CAPITAL OUTLAY	29,105.77	9,065.00	20,000.00	9,677.47	20,000.00
TOTAL 0066 SEWER REPAIR FUNCTION	1,101,978.90	1,445,413.98	2,064,146.00	929,181.65	1,926,843.00

CITY OF BUFFALO
BUFFALO SEWER AUTHORITY
APPROPRIATION BY OBJECT DETAIL

	2019-2020 ACTUAL EXPENDITURES	2020-2021 ACTUAL EXPENDITURES	2021-2022 ORIGINAL BUDGET	2021-2022 YEAR TO DATE EXPENDITURES	2022-2023 ADOPTED BUDGET
0067 SEWER CLEANING FUNCTION					
PERSONAL SERVICES					
00670131 SWRCL SALARIES SUPERVISION	334,105.48	332,878.06	595,639.00	282,181.51	474,459.00
00670161 SWRCL SALARIES OPERATORS	1,113,251.44	1,235,749.62	1,704,780.00	800,299.13	1,258,910.00
TOTAL PERSONAL SERVICES	1,447,356.92	1,568,627.68	2,300,419.00	1,082,480.64	1,733,369.00
SUPPLIES					
00670105 SWRCL SUPPLIES	60,436.22	40,246.11	63,000.00	52,249.26	52,000.00
TOTAL SUPPLIES	60,436.22	40,246.11	63,000.00	52,249.26	52,000.00
SERVICES					
00670106 SWRCL SERVICES	17,716.07	8,459.38	15,001.00	43,965.98	15,000.00
TOTAL SERVICES	17,716.07	8,459.38	15,001.00	43,965.98	15,000.00
CAPITAL OUTLAY					
00670107 SWRCL CAPITAL OUTLAY	5,999.00	18,750.00	8,000.00	.00	7,000.00
TOTAL CAPITAL OUTLAY	5,999.00	18,750.00	8,000.00	.00	7,000.00
TOTAL 0067 SEWER CLEANING FUNCTION	1,531,508.21	1,636,083.17	2,386,420.00	1,178,695.88	1,807,369.00

CITY OF BUFFALO
BUFFALO SEWER AUTHORITY
APPROPRIATION BY OBJECT DETAIL

	2019-2020 ACTUAL EXPENDITURES	2020-2021 ACTUAL EXPENDITURES	2021-2022 ORIGINAL BUDGET	2021-2022 YEAR TO DATE EXPENDITURES	2022-2023 ADOPTED BUDGET
0068 INTERCEPTORS & TRUNK SEWERS					
PERSONAL SERVICES					
00680161 SWRIN SALARIES OPERATORS	.00	.00	.00	.00	.00
TOTAL PERSONAL SERVICES	.00	.00	.00	.00	.00
UTILITIES					
00680103 LONG TERM CONTROL	1,345.58	1,227.81	17,000.00	1,198.90	16,500.00
TOTAL UTILITIES	1,345.58	1,227.81	17,000.00	1,198.90	16,500.00
SUPPLIES					
00680105 LONG TERM CONTROL	.00	.00	.00	.00	50,000.00
TOTAL SUPPLIES	.00	.00	.00	.00	50,000.00
SERVICES					
00680106 LONG TERM CONTROL	.00	.00	.00	.00	.00
TOTAL SERVICES	.00	.00	.00	.00	.00
CAPITAL OUTLAY					
00680107 LONG TERM CONTROL	.00	.00	.00	.00	.00
TOTAL CAPITAL OUTLAY	.00	.00	.00	.00	.00
TOTAL 0068 INTERCEPTORS & TRUNK SEWERS	1,345.58	1,227.81	17,000.00	1,198.90	66,500.00

CITY OF BUFFALO
BUFFALO SEWER AUTHORITY
APPROPRIATION BY OBJECT DETAIL

	2019-2020 ACTUAL EXPENDITURES	2020-2021 ACTUAL EXPENDITURES	2021-2022 ORIGINAL BUDGET	2021-2022 YEAR TO DATE EXPENDITURES	2022-2023 ADOPTED BUDGET
0069 AUTOMOTIVE EQUIPMENT SERVICES					
PERSONAL SERVICES					
00690171 AUTO SALARIES REPAIR MECH	138,242.21	133,638.75	143,275.00	88,801.94	242,133.00
TOTAL PERSONAL SERVICES	138,242.21	133,638.75	143,275.00	88,801.94	242,133.00
SUPPLIES					
00690105 AUTO SUPPLIES	92,392.68	112,887.58	177,950.00	119,239.52	186,400.00
TOTAL SUPPLIES	92,392.68	112,887.58	177,950.00	119,239.52	186,400.00
SERVICES					
00690106 AUTO SERVICES	44,445.49	20,999.09	25,500.00	7,346.56	25,500.00
TOTAL SERVICES	44,445.49	20,999.09	25,500.00	7,346.56	25,500.00
CAPITAL OUTLAY					
00690107 AUTO CAPITAL OUTLAY	489,594.14	692,132.45	445,000.00	309,618.86	488,500.00
TOTAL CAPITAL OUTLAY	489,594.14	692,132.45	445,000.00	309,618.86	488,500.00
TOTAL 0069 AUTOMOTIVE EQUIPMENT SERVICES	764,674.52	959,657.87	791,725.00	525,006.88	942,533.00

CITY OF BUFFALO
BUFFALO SEWER AUTHORITY
APPROPRIATION BY OBJECT DETAIL

	2019-2020 ACTUAL EXPENDITURES	2020-2021 ACTUAL EXPENDITURES	2021-2022 ORIGINAL BUDGET	2021-2022 YEAR TO DATE EXPENDITURES	2022-2023 ADOPTED BUDGET
0070 GREEN INFRASTRUCTURE MAINT					
PERSONAL SERVICES					
00700131 GREEN INFRASTRUCTURE MAINT	.00	.00	254,387.00	.00	139,703.00
00700161 GREEN INFRASTRUCTURE MAINT	.00	.00	69,200.00	.00	245,783.00
TOTAL PERSONAL SERVICES	.00	.00	323,587.00	.00	385,486.00
SUPPLIES					
00700105 GREEN INFRASTRUCTURE MAINT	1,194.24	18,808.05	22,401.00	8,351.12	23,600.00
TOTAL SUPPLIES	1,194.24	18,808.05	22,401.00	8,351.12	23,600.00
SERVICES					
00700106 GREEN INFRASTRUCTURE MAINT	79.00	70,580.50	301,775.00	99,996.75	330,000.00
TOTAL SERVICES	79.00	70,580.50	301,775.00	99,996.75	330,000.00
CAPITAL OUTLAY					
00700107 GREEN INFRASTRUCTURE MAINT	.00	6,200.00	5,000.00	93,292.14	64,000.00
TOTAL CAPITAL OUTLAY	.00	6,200.00	5,000.00	93,292.14	64,000.00
TOTAL 0070 GREEN INFRASTRUCTURE MAINT	1,273.24	95,588.55	652,763.00	201,640.01	803,086.00
TOTAL 95 BSA SEWER MAINTENANCE DIVISION	3,778,964.12	4,532,476.91	6,675,198.00	3,124,041.30	6,367,500.00

CITY OF BUFFALO
BUFFALO SEWER AUTHORITY
APPROPRIATION BY OBJECT DETAIL

	2019-2020 ACTUAL EXPENDITURES	2020-2021 ACTUAL EXPENDITURES	2021-2022 ORIGINAL BUDGET	2021-2022 YEAR TO DATE EXPENDITURES	2022-2023 ADOPTED BUDGET
98 BSA GENERAL FINANCIAL CHARGES					
0080 MISC FINANCIAL CHARGES					
SERVICES					
00800106 FINANCIAL SERVICES	3,899,690.00	3,899,690.00	3,899,690.00	1,949,845.00	3,899,690.00
TOTAL SERVICES	3,899,690.00	3,899,690.00	3,899,690.00	1,949,845.00	3,899,690.00
OTHER					
00800108 FINANCIAL CHARGES	32,856,693.31	38,198,830.54	335,000.00	29,487,165.40	335,000.00
00800183 FINANCIAL CONTINGENCY	.00	.00	814,036.33	.00	1,500,000.00
TOTAL OTHER	32,856,693.31	38,198,830.54	1,149,036.33	29,487,165.40	1,835,000.00
TOTAL 0080 MISC FINANCIAL CHARGES	36,756,383.31	42,098,520.54	5,048,726.33	31,437,010.40	5,734,690.00

CITY OF BUFFALO
BUFFALO SEWER AUTHORITY
APPROPRIATION BY OBJECT DETAIL

	2019-2020 ACTUAL EXPENDITURES	2020-2021 ACTUAL EXPENDITURES	2021-2022 ORIGINAL BUDGET	2021-2022 YEAR TO DATE EXPENDITURES	2022-2023 ADOPTED BUDGET
0082 FRINGE BENEFITS					
PERSONAL SERVICES					
00820101 FRINGE M. I. T. INCENTIVE	.00	.00	.00	.00	.00
TOTAL PERSONAL SERVICES	.00	.00	.00	.00	.00
FRINGE BENEFITS					
00820102 FRINGE BENEFITS	9,850,817.85	10,300,067.89	10,611,832.00	7,844,075.27	11,508,000.00
TOTAL FRINGE BENEFITS	9,850,817.85	10,300,067.89	10,611,832.00	7,844,075.27	11,508,000.00
SERVICES					
00820106 FRINGE MEDICAL SERVICES	.00	.00	.00	.00	.00
TOTAL SERVICES	.00	.00	.00	.00	.00
TOTAL 0082 FRINGE BENEFITS	9,850,817.85	10,300,067.89	10,611,832.00	7,844,075.27	11,508,000.00

CITY OF BUFFALO
BUFFALO SEWER AUTHORITY
APPROPRIATION BY OBJECT DETAIL

	2019-2020 ACTUAL EXPENDITURES	2020-2021 ACTUAL EXPENDITURES	2021-2022 ORIGINAL BUDGET	2021-2022 YEAR TO DATE EXPENDITURES	2022-2023 ADOPTED BUDGET
0085 DEBT SERVICE & RESERVE					
OTHER					
00850108 DEBT PAYMENTS	.00	.00	8,516,384.00	3,285,072.92	7,483,571.00
TOTAL OTHER	.00	.00	8,516,384.00	3,285,072.92	7,483,571.00
TOTAL 0085 DEBT SERVICE & RESERVE	.00	.00	8,516,384.00	3,285,072.92	7,483,571.00

CITY OF BUFFALO
BUFFALO SEWER AUTHORITY
APPROPRIATION BY OBJECT DETAIL

	2019-2020 ACTUAL EXPENDITURES	2020-2021 ACTUAL EXPENDITURES	2021-2022 ORIGINAL BUDGET	2021-2022 YEAR TO DATE EXPENDITURES	2022-2023 ADOPTED BUDGET
0088 INTERFUND TRANSFERS					
OTHER					
00880108 INTERFUND TRANSFERS	.00	30,000.00	.00	.00	.00
TOTAL OTHER	.00	30,000.00	.00	.00	.00
TOTAL 0088 INTERFUND TRANSFERS	.00	30,000.00	.00	.00	.00
TOTAL 98 BSA GENERAL FINANCIAL CHARGES	46,607,201.16	52,428,588.43	24,176,942.33	42,566,158.59	24,726,261.00
TOTAL	73,898,071.87	82,116,046.21	58,500,000.00	63,021,195.47	61,500,000.00

Budget Revenue Details

CITY OF BUFFALO
BUFFALO SEWER AUTHORITY
REVENUES BY DEPARTMENT

	2019-2020 ACTUAL REVENUES	2020-2021 ACTUAL REVENUES	2021-2022 ORIGINAL REVENUES	2022-2023 PROPOSED REVENUES
00 NOT ASSIGNED				
0000 NOT ASSIGNED				
399080 REV-OTHER FIN SOURCE CAP LEA	.00	.00	.00	.00
TOTAL 0000 NOT ASSIGNED	.00	.00	.00	.00
TOTAL 00 NOT ASSIGNED	.00	.00	.00	.00
90 BUFFALO SEWER AUTHORITY				
0090 ASSESSMENT CHARGES				
399110 ASSESS SEWER RENT CITY CURRE	11,439,357.19	11,574,658.27	12,050,000.00	12,050,000.00
399120 ASSESS SEWER RENT CITY PRIOR	681,845.73	509,697.09	.00	.00
399130 ASSESS SEWER RENT BMHA	.00	.00	7,600.00	7,600.00
399140 ASSESS SEWER RENT OUTSIDE CU	36,146.16	43,062.56	35,000.00	42,000.00
TOTAL 0090 ASSESSMENT CHARGES	12,157,349.08	12,127,417.92	12,092,600.00	12,099,600.00
0091 WATER USE				
399210 WATER SEWER RENT FLAT RATE	2,290,188.89	2,090,088.53	2,200,000.00	2,070,000.00
399220 WATER SEWER RENT METER MONTH	4,086,747.44	3,986,417.30	4,100,000.00	4,100,000.00
399230 WATER SEWER RENT METER QTRLY	18,773,257.55	18,291,668.73	19,537,400.00	18,800,000.00
399231 SEWER RENT - CROY STREET	.00	.00	.00	.00
399260 WATER SEWER RENT METER MISC	327,588.41	336,471.57	400,000.00	400,000.00
399270 WATER SEWER RENT OUTSIDE CON	.00	.00	.00	.00
TOTAL 0091 WATER USE	25,477,782.29	24,704,646.13	26,237,400.00	25,370,000.00
0092 OUTSIDE CONTRACTS				
399410 CONTRACT ACCOUNTS OUTSIDE CI	15,287,984.32	12,115,992.78	14,000,000.00	14,250,000.00
TOTAL 0092 OUTSIDE CONTRACTS	15,287,984.32	12,115,992.78	14,000,000.00	14,250,000.00
0093 INDUSTRIAL WASTE CHARGES				
399600 INDUSTRIAL WASTE	.00	.00	.00	.00
399610 INDUSTRIAL WASTE SURCHARGES	1,344,269.90	1,465,899.63	1,600,000.00	1,600,000.00
399630 INDUSTRIAL WASTE HAULERS	2,601,182.16	2,115,380.50	2,200,000.00	2,400,000.00
399650 INDUSTRIAL WASTE ANALYTICAL	14,441.90	18,209.07	20,000.00	20,000.00
399670 INDUSTRIAL WASTE ENFORCEMENT	62,011.00	-650.00	.00	.00

CITY OF BUFFALO
BUFFALO SEWER AUTHORITY
REVENUES BY DEPARTMENT

	2019-2020 ACTUAL REVENUES	2020-2021 ACTUAL REVENUES	2021-2022 ORIGINAL REVENUES	2022-2023 PROPOSED REVENUES
399671 INDUSTRIAL WASTE SPILL CLEAN	.00	.00	.00	.00
399675 INDUSTRIAL WASTE SEWER CLEAN	.00	.00	.00	.00
399690 INDUSTRIAL WASTE PERMITS	17,900.00	-37,471.00	10,000.00	15,000.00
TOTAL 0093 INDUSTRIAL WASTE CHARGES	4,039,804.96	3,561,368.20	3,830,000.00	4,035,000.00
0094 INTEREST CHARGES				
399810 INT DEL ASSESS SEWER RENT	155,361.27	157,947.93	175,000.00	200,000.00
399821 INT DEL WATER S/R FLAT RATE	138,470.17	50,701.68	130,000.00	150,000.00
399822 INT DEL WATER S/R METER QTRL	521,579.68	233,357.30	570,000.00	600,000.00
399830 INT DEL WATER S/R METER MTHL	16,561.99	18,876.80	15,000.00	20,000.00
TOTAL 0094 INTEREST CHARGES	831,973.11	460,883.71	890,000.00	970,000.00
0095 INTEREST EARNINGS				
399870 INTEREST ON INVESTMENTS	1,943,173.53	256,320.21	200,000.00	500,000.00
399875 INTEREST BANK ACCOUNTS	18.32	1.71	.00	.00
TOTAL 0095 INTEREST EARNINGS	1,943,191.85	256,321.92	200,000.00	500,000.00
0096 MISCELLANEOUS CHARGES & FEES				
380523 PROCEEDS FROM LAND BANK	.00	.00	.00	.00
397000 UNRESERVED FUND BALANCE	.00	.00	.00	.00
399910 COBRA ADMINISTRATIVE FEES	.00	.00	.00	.00
399920 CUSTOMER PAID COMMISSION	11,690.52	5,022.01	.00	.00
399930 MISCELLANEOUS REVENUE	1,753,230.94	999,867.25	1,200,000.00	1,225,000.00
399940 SALE OF SCRAP	12,940.42	13,272.45	10,000.00	10,400.00
399950 SALE OF GRATES & RECEIVERS	5,740.14	3,486.00	10,000.00	10,000.00
399955 GAIN ON SALE OF FIXED ASSETS	79,367.12	.00	30,000.00	30,000.00
399960 DEPOSIT ON CONTRACTS	.00	.00	.00	.00
399970 GRANT PROCEEDS	.00	.00	.00	.00
399980 INSURANCE SETTLEMENTS	.00	.00	.00	.00
399981 FED&STATE EMERGENCY ASST	.00	.00	.00	.00
399982 MUTUAL AID COB	.00	.00	.00	.00
399984 NYS ARPA FORGIVENESS	.00	.00	.00	3,000,000.00
399985 UNEARNED REVENUE AR OVER	-23,735.97	-2,776.26	.00	.00
399990 TRANSFERS	109,038.64	109,038.53	.00	.00
399991 TRANSFERS FROM NET REVENUE	22,599,865.82	21,601,494.57	.00	.00
399992 TRANSFER FROM SURPLUS	.00	.00	.00	.00
399993 TRANSFERS FROM CONSTRUCTION	.00	.00	.00	.00
TOTAL 0096 MISCELLANEOUS CHARGES & FEES	24,548,137.63	22,729,404.55	1,250,000.00	4,275,400.00
TOTAL 90 BUFFALO SEWER AUTHORITY	84,286,223.24	75,956,035.21	58,500,000.00	61,500,000.00
TOTAL	84,286,223.24	75,956,035.21	58,500,000.00	61,500,000.00

Detailed Salary Schedule

BUFFALO SEWER AUTHORITY
DETAILED SALARY SCHEDULE
2022-2023 FISCAL YEAR

		TYPE	ANNUAL SALARY	TOTAL SALARIES
0010 AUTHORITY BOARD MEMBERS				
	1	CHAIRMAN	3,500	3,500
	4	MEMBERS	2,500	10,000
	5			13,500

BSA OPERATING DEPARTMENTS

0011 ADMINISTRATIVE OFFICES

0010-EXECUTIVE	1	GENERAL MANAGER	EXEMPT	129,104	129,104
	1	EXECUTIVE SECRETARY	MANAGERIAL	118,737	118,737
	1	EXECUTIVE SECRETARY	MANAGERIAL	1	1
	1	GENERAL COUNSEL	MANAGERIAL	107,793	107,793
	1	SEC. TO GEN. MGR.	EXEMPT	118,737	118,737
	1	PRESS INFORMATION OFFICER	EXEMPT	62,665	62,665
	1	INTERGOVERNMENTAL COORDINATOR	EXEMPT	75,770	75,770
	7				612,807

0020-CLERICAL

	1	SPECIAL ASSISTANT	EXEMPT	68,208	68,208
	1	ADMINISTRATIVE ASSISTANT	CSEA	70,546	70,546
	1	PRINCIPAL CLERK	CSEA	1	1
	1	SENIOR ACCOUNT CLERK-TYPIST	CSEA	53,698	53,698
	1	TYPIST	CSEA	43,483	43,483
	1	TYPIST	CSEA	46,247	46,247
	1	JUNIOR ACCOUNTANT	CSEA	53,233	53,233
	1	JUNIOR ACCOUNTANT	CSEA	1	1
	2	SUPERVISING ACCOUNTANT	CSEA	80,472	160,944
	1	ASSOCIATE ACCOUNTANT	CSEA	70,546	70,546
	1	SENIOR ACCOUNTANT	CSEA	61,396	61,396
	2	SENIOR ACCOUNTANT	CSEA	1	2
	14				628,305

0012 HUMAN RESOURCES

0010-EXECUTIVE	1	DIRECTOR OF EMPLOYEE RELATIONS	EXEMPT	102,915	102,915
	1				102,915

0020-CLERICAL

	1	HUMAN RESOURCES GENERALIST	CSEA	65,424	65,424
	1	PERSONNEL SPECIALIST I	CSEA	59,830	59,830
	1	PERSONNEL SPECIALIST II	CSEA	1	1
	1	PERSONNEL CLERK	CSEA	1	1
	1	TYPIST	CSEA	43,483	43,483
	1	CLERK	CSEA	46,247	46,247
	6				214,986

91 - DEPARTMENT TOTAL

**BUFFALO SEWER AUTHORITY
DETAILED SALARY SCHEDULE
2022-2023 FISCAL YEAR**

			<u>TYPE</u>	<u>ANNUAL SALARY</u>	<u>TOTAL SALARIES</u>
<u>0020 SEWAGE TREATMENT PLANT-ADMINISTRATION</u>					
0010-EXECUTIVE	1	TREATMENT PLANT SUPERINTENDENT	MANAGERIAL	118,737	118,737
	1	ASSISTANT TREATMENT PLANT SUPT.	CSEA	1	1
	1	TREATMENT PLANT ADMINISTRATOR	CSEA	118,737	118,737
	1	ADMIN. OF CAPITAL IMPROV. & DEVEL.	MANAGERIAL	1	1
	1	SYSTEMS ADMINISTRATOR	MANAGERIAL	98,910	98,910
	1	SUPERINTENDENT OF MECHANICAL MAINT.	CSEA	118,737	118,737
	1	ASST. SUPER. OF MECHANICAL MAINT.	CSEA	1	1
	7				455,124
0020-CLERICAL	2	ASSISTANT COMPUTER SYSTEMS ENG	CSEA	72,321	144,642
	2	ASSISTANT COMPUTER SYSTEMS ENG	CSEA	1	2
	1	ASSISTANT COMPUTER PROGRAMMER	CSEA	1	1
	1	SUPERVISOR OF FIXED ASSETS	CSEA	80,472	80,472
	1	ASSISTANT SUPERVISOR OF FIXED ASSETS	CSEA	1	1
	1	ADMINISTRATIVE ASSISTANT	CSEA	1	1
	1	PRINCIPAL CLERK	CSEA	65,424	65,424
	1	SENIOR CLERK	CSEA	1	1
	1	CLERK	CSEA	46,247	46,247
	2	CLERK	CSEA	42,232	84,464
	1	ACCOUNT CLERK-TYPIST	CSEA	1	1
	1	SENIOR ACCOUNT CLERK-TYPIST	CSEA	53,698	53,698
	1	TYPIST	CSEA	42,232	42,232
	1	JR. SANITARY ENGINEER	CSEA	59,830	59,830
	1	DRAFTING TECHNICIAN	CSEA	53,698	53,698
	18				630,714
0030-SUPERVISION	1	SAFETY OFFICER	CSEA	80,472	80,472
	6	SHIFT SUPERINTENDENT	CSEA	86,067	516,402
	1	ASSISTANT PRINCIPAL ENGINEER	CSEA	1	1
	8				596,875
<u>0021 R.W.W.P. (INCLUDES INLET AND HARBOR CROSSING)</u>					
0060-OPERATORS	1	WASTEWATER OPERATOR II (LICENSED)	CWA	55,418	55,418
0060-OPERATORS	1	WASTEWATER OPERATOR II	CWA	54,789	54,789
	1	WASTEWATER OPERATOR I	CWA	1	1
	3				110,208
<u>0023 GRIT ROOM</u>					
0060-OPERATORS	1	WASTEWATER OPERATOR II (LICENSED)	CWA	55,418	55,418
	2	WASTEWATER OPERATOR II	CWA	54,789	109,578
	1	WASTEWATER OPERATOR I	CWA	48,103	48,103
	1	WASTEWATER OPERATOR I	CWA	46,825	46,825
	5				259,924

**BUFFALO SEWER AUTHORITY
DETAILED SALARY SCHEDULE
2022-2023 FISCAL YEAR**

			<u>TYPE</u>	<u>ANNUAL SALARY</u>	<u>TOTAL SALARIES</u>
<u>0024 PRIMARY SEDIMENTATION</u>					
0060-OPERATORS	1	WASTEWATER OPERATOR II (LICENSED)	CWA	1	1
	1	WASTEWATER OPERATOR I	CWA	54,789	54,789
	2	WASTEWATER OPERATOR I	CWA	1	2
	4				54,792
<u>0025 SECONDARY CONTROL</u>					
0060-OPERATORS	1	WASTEWATER OPERATOR II (LICENSED)	CWA	1	1
	1	WASTEWATER OPERATOR II	CWA	54,789	54,789
	2	WASTEWATER OPERATOR I	CWA	44,330	88,660
	1	WASTEWATER OPERATOR I	CWA	1	1
	5				143,451
<u>0026 PRIMARY CONTROL</u>					
0060-OPERATORS	1	WASTEWATER OPERATOR II (LICENSED)	CWA	55,418	55,418
	2	WASTEWATER OPERATOR I	CWA	1	2
	3				55,420
<u>0028 S.W.W.P.</u>					
0060-OPERATORS	1	WASTEWATER OPERATOR II	CWA	1	1
	4	WASTEWATER OPERATOR I	CWA	1	4
	5				5
<u>0029 AERATION (INCLUDES: RAS, FINAL CLARIFIER, WAS)</u>					
0060-OPERATORS	3	WASTEWATER OPERATOR II (LICENSED)	CWA	55,418	166,254
	2	WASTEWATER OPERATOR II (LICENSED)	CWA	1	2
	3	WASTEWATER OPERATOR II	CWA	54,789	164,367
	3	WASTEWATER OPERATOR I	CWA	1	3
	11				330,626
<u>0033 FINAL EFFLUENT BLDG.</u>					
0060-OPERATORS	1	WASTEWATER OPERATOR II (LICENSED)	CWA	55,418	55,418
	1	WASTEWATER OPERATOR II (LICENSED)	CWA	44,330	44,330
	1	WASTEWATER OPERATOR I	CWA	1	1
	1				99,749
<u>0036 SLUDGE DISPOSAL (INCLUDES PRESSES & CONVEYOR SYSTEM)</u>					
0060-OPERATORS	2	WASTEWATER OPERATOR II (LICENSED)	CWA	55,418	110,836
	2	WASTEWATER OPERATOR II (LICENSED)	CWA	1	2
	3	WASTEWATER OPERATOR II	CWA	54,789	164,367
	1	WASTEWATER OPERATOR II	CWA	51,415	51,415
	1	WASTEWATER OPERATOR II	CWA	45,504	45,504
	2	WASTEWATER OPERATOR II	CWA	1	2
	1	WASTEWATER OPERATOR II (LICENSED)	CWA	44,330	44,330
	12				416,456

**BUFFALO SEWER AUTHORITY
DETAILED SALARY SCHEDULE
2022-2023 FISCAL YEAR**

			<u>TYPE</u>	<u>ANNUAL SALARY</u>	<u>TOTAL SALARIES</u>
<u>0038 INCINERATION/BOILERS</u>					
0030-SUPERVISION	1	PRINCIPAL CHIEF STATIONARY ENGINEER	CSEA	86,067	86,067
	1	ASSOCIATE CHIEF STATIONARY ENGINEER	CSEA	1	1
	2				86,068
0060-OPERATORS	8	SR. FIRST CLASS STATIONARY ENGINEER	CWA	61,098	488,784
	1	SR. FIRST CLASS STATIONARY ENGINEER	CWA	1	1
	1	MILLWRIGHT	CWA	52,631	52,631
	1	MILLWRIGHT HELPER	CWA	52,128	52,128
	3	LABORER II	CWA	48,103	144,309
	2	LABORER II	CWA	44,330	88,660
	4	LABORER II	CWA	1	4
	20				826,517
<u>0051 LABORATORY</u>					
0050-TECHNICAL	1	DIRECTOR OF LABORATORY	CSEA	98,910	98,910
	1	ASSOCIATE CHEMIST	CSEA	1	1
	1	SENIOR SANITARY CHEMIST	CSEA	1	1
	1	SANITARY CHEMIST	CSEA	75,681	75,681
	1	SANITARY CHEMIST	CSEA	65,581	65,581
	1	ASST. SANITARY CHEMIST	CSEA	54,069	54,069
	1	ASST. SANITARY CHEMIST	CSEA	1	1
	1	INVESTIGATOR	CSEA	60,251	60,251
	8				354,495
0060-OPERATORS	1	LABORATORY ASSISTANT	CWA	47,432	47,432
	1	LABORATORY ASSISTANT	CWA	1	1
	1	LABORER I	CWA	1	1
	3				47,434
<u>0052 SEWAGE TREATMENT PLANT-MAINTENANCE DIVISION</u>					
0030-SUPERVISION	2	SENIOR INSTRUMENT TECHNICIAN	CSEA	78,153	156,306
	1	SENIOR STOCK CLERK	CSEA	51,709	51,709
	1	INVENTORY CONTROL CLERK	CSEA	56,961	56,961
	4				264,976

**BUFFALO SEWER AUTHORITY
DETAILED SALARY SCHEDULE
2022-2023 FISCAL YEAR**

		<u>TYPE</u>	<u>ANNUAL SALARY</u>	<u>TOTAL SALARIES</u>
0060-OPERATORS	3	INSTRUMENT TECHNICIAN	61,098	183,294
	1	INSTRUMENT TECHNICIAN	56,844	56,844
	1	INSTRUMENT TECHNICIAN	52,631	52,631
	1	EQUIPMENT OPERATOR	1	1
	2	STOCK CLERK	1	2
	1	LABORER II	48,103	48,103
	1	LABORER II	1	1
	10			340,876
0070-REPAIRMAN	2	ELECTRICIAN	61,098	122,196
	1	ELECTRICIAN	1	1
	1	HEAD MILLWRIGHT	64,473	64,473
	7	MILLWRIGHT	61,098	427,686
	4	MILLWRIGHT	52,631	210,524
	1	MILLWRIGHT	1	1
	1	PAINTER	57,682	57,682
	9	MILLWRIGHT HELPER	52,128	469,152
	2	MILLWRIGHT HELPER	45,819	91,638
	2	MILLWRIGHT HELPER	1	2
	1	OILER	48,543	48,543
	31			1,491,898
<u>0053 YARDS & GROUNDS</u>				
0030-SUPERVISION	1	SUPV. OF GROUNDS	75,681	75,681
	1			75,681
0060-OPERATORS	1	LABORER II	48,103	48,103
	1	LABORER II	45,504	45,504
	6	LABORER I	46,343	278,058
	3	LABORER I	45,211	135,633
	4	LABORER I	44,121	176,484
	6	LABORER I	42,989	257,934
	5	LABORER I	1	5
	26			941,721
92 - DEPARTMENT TOTAL				
	187			7,583,010

BUFFALO SEWER AUTHORITY
DETAILED SALARY SCHEDULE
2022-2023 FISCAL YEAR

			<u>TYPE</u>	<u>ANNUAL SALARY</u>	<u>TOTAL SALARIES</u>
0055 INDUSTRIAL WASTE					
0020-CLERICAL	1	SENIOR CLERK	CSEA	53,698	53,698
	1				53,698
0050-TECHNICAL	1	INDUSTRIAL WASTE ADMINISTRATOR	CSEA	106,275	106,275
	1				106,275
0060-OPERATORS	1	LEGAL INVESTIGATOR	CSEA	60,251	60,251
	2	INVESTIGATOR BSA	CSEA	60,251	120,502
	1	SENIOR FIELD TECHNICIAN	CSEA	1	1
	2	FIELD TECHNICIAN	CSEA	53,698	107,396
	2	FIELD TECHNICIAN	CSEA	1	2
	1	ASSOCIATE CHEMIST	CSEA	77,315	77,315
	9				365,467
93 - DEPARTMENT TOTAL					
	11				525,440
0060 ENGINEERING DEPARTMENT					
0010-EXECUTIVE	1	PRINCIPAL SANITARY ENGINEER	MANAGERIAL	118,737	118,737
	1				118,737
0020-CLERICAL	1	SENIOR CLERK	CSEA	46,001	46,001
	1				46,001
0060-OPERATORS	1	ASSOCIATE ENGINEER	CSEA	1	1
	1	SENIOR ENGINEER	CSEA	80,472	80,472
	2	ASSISTANT SANITARY ENGINEER	CSEA	1	2
	1	JUNIOR SANITARY ENGINEER	CSEA	65,434	65,434
	1	JUNIOR SANITARY ENGINEER	CSEA	54,562	54,562
	2	JUNIOR SANITARY ENGINEER	CSEA	1	2
	1	GIS SPECIALIST I	CSEA	50,574	50,574
	1	GIS SPECIALIST II	CSEA	1	1
	1	GIS SPECIALIST II	CSEA	67,182	67,182
	1	CHIEF SEWER CONSTR INSPECTOR	CSEA	80,472	80,472
	7	SEWER CONSTR. INSP.	CSEA	67,250	470,750
	19				869,452
94 - DEPARTMENT TOTAL					
	21				1,034,190

**BUFFALO SEWER AUTHORITY
DETAILED SALARY SCHEDULE
2022-2023 FISCAL YEAR**

			<u>TYPE</u>	<u>ANNUAL SALARY</u>	<u>TOTAL SALARIES</u>
<u>0065 SEWER MAINTENANCE OFFICE</u>					
0020-CLERICAL	1	ADMINISTRATIVE ASSISTANT	CSEA	70,546	70,546
	1	CLERK	CSEA	40,981	40,981
	2				111,527
0030-SUPERVISION	1	DIRECTOR OF SEWER MAINTENANCE	EXEMPT	77,779	77,779
	1	ASSISTANT SEWER MAINTENANCE SUPER.	CSEA	72,321	72,321
	1	PREVENTIVE MAINTENANCE COORDINATOR	CSEA	65,424	65,424
	3				215,524
0060-OPERATORS	1	DISPATCHER	CWA	57,682	57,682
	1	LABORER I	CWA	42,989	42,989
	2				100,671
<u>0066 SEWER - REPAIRS</u>					
0030-SUPERVISION	3	SEWER MAINTENANCE SUPERVISOR I	CSEA	61,316	183,948
	3				183,948
0060-OPERATORS	2	EQUIPMENT OPERATOR	CWA	54,789	109,578
	2				109,578
0070-REPAIRMAN	3	SEWER CONSTRUCTION WORKER	CWA	52,128	156,384
	1	SEWER CONSTRUCTION WORKER	CWA	49,025	49,025
	3	SEWER CONSTRUCTION WORKER	CWA	1	3
	2	MAINTENANCE ASSISTANT SEWER CLEANING	CWA	49,906	99,812
	1	MAINTENANCE ASSISTANT SEWER CLEANING	CWA	1	1
	1	LABORER II	CWA	1	1
	11	LABORER I	CWA	44,121	485,331
	1	LABORER I	CWA	42,989	42,989
	1	LABORER I	CWA	1	1
	24				833,547

**BUFFALO SEWER AUTHORITY
DETAILED SALARY SCHEDULE
2022-2023 FISCAL YEAR**

			<u>TYPE</u>	<u>ANNUAL SALARY</u>	<u>TOTAL SALARIES</u>
<u>0067 SEWER CLEANING</u>					
0030-SUPERVISION	7	SEWER MAINTENANCE SUPERVISOR I	CSEA	61,316	429,212
	2	SEWER MAINTENANCE SUPERVISOR I	CSEA	1	2
	7				429,214
0060-OPERATORS	6	EQUIPMENT OPERATOR	CWA	54,789	328,734
	4	MAINTENANCE ASSISTANT SEWER CLEANING	CWA	49,906	199,624
	1	MAINTENANCE ASSISTANT SEWER CLEANING	CWA	48,543	48,543
	4	MAINTENANCE ASSISTANT SEWER CLEANING	CWA	1	4
	1	LABORER II	CWA	48,103	48,103
	2	LABORER II	CWA	1	2
	2	LABORER I	CWA	46,343	92,686
	6	LABORER I	CWA	45,211	271,266
	3	LABORER I	CWA	44,121	132,363
	5	LABORER I	CWA	1	5
	34				1,121,330
<u>0069 AUTOMOTIVE EQUIPMENT SERVICE</u>					
0070-REPAIRMAN	1	HEAD MOTOR EQUIPMENT MECHANIC	CWA	67,407	67,407
	1	MOTOR EQUIPMENT MECHANIC	CWA	64,473	64,473
	1	MOTOR EQUIPMENT MECHANIC	CWA	55,251	55,251
	1	LABORER II	CWA	43,157	43,157
	4				230,288
<u>0070 GREEN INFRASTRUCTURE</u>					
0030-SUPERVISION	1	PREVENTATIVE MAINTENANCE COORDINATOR	CSEA	65,424	65,424
	1	LABOR SUPERVISOR	CSEA	65,424	65,424
	1				130,848
0060-OPERATORS	1	LABORER I	CWA	46,343	46,343
	1	LABORER I	CWA	44,121	44,121
	2	LABORER I	CWA	42,989	85,978
	1	LABORER I	CWA	1	1
	5				176,443
95 - DEPARTMENT TOTAL					
	77				3,642,918

BUFFALO SEWER AUTHORITY
DETAILED SALARY SCHEDULE
2022-2023 FISCAL YEAR

	<u>TYPE</u>	<u>ANNUAL SALARY</u>	<u>TOTAL SALARIES</u>
<u>BSA OPERATING DEPARTMENTS</u>	<u>OPERATING POSITIONS</u>		<u>TOTAL</u>
	<u>AUTHORIZED</u>	<u>FUNDED</u>	
91 ADMINISTRATIVE DEPARTMENT	28	21	1,559,013
92 WASTE WATER TREATMENT FACILITIES	187	134	7,583,010
93 INDUSTRIAL WASTE DEPARTMENT	11	8	525,440
94 ENGINEERING DEPARTMENT	21	15	1,034,190
95 SEWER MAINTENANCE DEPARTMENT	<u>77</u>	<u>62</u>	<u>3,642,918</u>
TOTAL	324	240	14,344,571
<u>BSA DEPARTMENTS</u>	<u>TOTAL POSITIONS</u>		
	<u>AUTHORIZED</u>	<u>FUNDED</u>	
91 ADMINISTRATIVE DEPARTMENT	33	26	1,572,513
92 WASTE WATER TREATMENT FACILITIES	187	134	7,583,010
93 INDUSTRIAL WASTE DEPARTMENT	11	8	525,440
94 ENGINEERING DEPARTMENT	21	15	1,034,190
95 SEWER MAINTENANCE DEPARTMENT	<u>77</u>	<u>62</u>	<u>3,642,918</u>
TOTAL	329	245	14,358,071

Five-Year Capital Plan

2023-2027 FIVE-YEAR CAPITAL PROGRAM

In accordance with the supplemental Bond Resolution of May 1993, the Buffalo Sewer Authority establishes a Five-Year Capital Program to fund major projects. Personnel from the Engineering Department, the Bird Island Sewage Treatment Plant, the Sewer Maintenance Division and the Administrative Department develop and list capital improvements for inclusion in the Five-Year Capital Plan.

This plan addresses the needs at the Bird Island Wastewater Treatment Facilities to comply with State and Federal regulations, to rehabilitate equipment, and to complete projects to reduce costs and improve operating efficiencies. This plan also allows the Buffalo Sewer Authority to continue to improve the collection system to build resiliency, comply with the Long-Term Control Plan, and maintain system capacity.

Funds for the Capital Program are generated from: bonds, which are paid back over a 20 to 30-year period; lease/purchase proceeds for projects with a shorter life cycle; and a cash reserve fund designated for capital projects. This reserve is sustained by the 20% debt service reserve requirement of the Buffalo Sewer Authority Bond Resolution. For each \$1 million used from the capital reserve, sewer system users save approximately \$600,000 in interest charges as compared to bond issues. The combination of these funding sources will be used prudently to maximize the Capital Program and minimize costs.

The Sewer Authority's current debt limit is \$250 million. The outstanding bonded debt of the Authority is \$87,075,895 as of July 1, 2022.

**BUFFALO SEWER AUTHORITY
FIVE YEAR CAPITAL PLAN
2022-2023 TO 2026-2027**

ITEM	PROJECT TITLE:	BUDGET 2022-23	2023-24	2024-25	2025-26	2026-27
	<u>TREATMENT PLANT:</u>					
1	RWW Pump and Controls/Motor Rehab (Include Discharge Valve) Phased	1,200,000	1,200,000	1,200,000	1,000,000	1,000,000
2	SWW Pump and Controls/Motor Rehab (Include Discharge Valve) Phased	1,000,000	1,000,000	1,000,000	750,000	750,000
3	Incinerator 1/Waste Heat Rehab		12,000,000			
4	Digester 6 Rehab	2,700,000				
5	Primary Treatment Rehabilitation-NFA	95,000,000				
6	Replace AHU 7-14/Blower Building	8,500,000				
7	Waste Heat Recovery Boilers	4,000,000			500,000	
8	Engineering Term Contracts	2,000,000		2,000,000		2,000,000
9	Interiors Phase 2-Plant Maint/Aeration Locker Room Upgrade		750,000			
10	SCRS Rehabilitation		1,000,000	2,000,000		
11	Interior/Exterior Lighting	1,000,000	1,000,000			
12	Facility Controls Phase 2-Outlying Station Controls		750,000			
13	Structural Phase 3-Megastructure Additional Stairways		1,000,000			
14	Digester Cleaning Phased	500,000	500,000	500,000	500,000	500,000
15	Paving Phase 3 - Roads				2,750,000	
16	IWS Waste Hauler Facilities			250,000	2,000,000	
17	Gas Compressor Evaluation and Building Rehab	300,000	3,000,000			
18	Plant Wide Pipe Evaluation & Repair Phased		500,000	500,000	500,000	
19	Screen Room Rehab		800,000	8,000,000		
20	Interiors Phase 3-Boiler/Aeration Control Room Upgrade		1,000,000			
21	Facility Controls Phase 3-DCS Fiber Optic Replacement			2,000,000		
22	Digester And Increased Improvements for Sludge Acceptance			1,200,000	1,800,000	
23	Turbo Compressor Upgrades			500,000		
24	Interiors Phase 4-Administration Building Office Upgrade			1,000,000		
25	Structural Phase 4-Megastructure Floors/Tunnel Repair			1,000,000		
26	Thickener Rehab			250,000	2,500,000	

**BUFFALO SEWER AUTHORITY
FIVE YEAR CAPITAL PLAN
2022-2023 TO 2026-2027**

ITEM	PROJECT TITLE:	BUDGET 2022-23	2023-24	2024-25	2025-26	2026-27
27	Diversion Channel (Clean, Pumps, Gates, Etc.)			1,500,000		
28	Secondary Treatment System Expansion				50,000,000	
29	Facility Controls Phase 4-Ovation Hardware Upgrade				2,000,000	
30	Electrical Sub-Metering And Distribution Modifications				750,000	
31	Interiors Phase 5-RWW and Primary Control Rooms/Locker Rooms				750,000	
32	Centrifuge #4 Installation				2,750,000	
33	Digas Fleet Vehicles And Filling Station				5,000,000	
34	Combined Heat and Power				2,000,000	
35	Extension of New Final Effluent Line				350,000	
36	Protected Water Secondary Sand Filter System				250,000	
37	Stockroom Capacity Assessment				200,000	
	<u>COLLECTION SYSTEM:</u>					
38	Raincheck 2.0 GI Opportunity Projects	10,000,000	10,000,000	10,000,000	10,000,000	10,000,000
39	Sewer Cleaning and TV Inspections PM w/ DPW	1,500,000			1,500,000	
40	Sewer Cleaning and TV Inspections CM		3,000,000			3,000,000
41	Sewer Repairs & Replacements	3,500,000			3,500,000	
42	Sewer Rehabilitations		3,000,000		3,000,000	
43	Large Diameter Sewer Inspections	750,000				
44	Hydraulic LTCP Modeling	250,000			250,000	
45	Wet Weather Optimization Upgrades				5,000,000	
46	Engineering Term Contracts		1,000,000			1,000,000
47	Private Property GI Grant Program	500,000	500,000	500,000	500,000	500,000
48	Smart Sewer and Water Resiliency Projects	5,000,000	15,000,000	15,000,000	5,000,000	
49	GI Neighborhood Investments	1,000,000	1,000,000	1,000,000	1,000,000	1,000,000
50	Jefferson Ave GI	2,000,000				
51	Breckenridge and Gates Circle RTCs	1,500,000				
52	Jefferson Ave and East Delavan OLS RTC (170B)	30,000,000				
53	Amherst Quarry PS RTC		375,000		7,500,000	

**BUFFALO SEWER AUTHORITY
FIVE YEAR CAPITAL PLAN
2022-2023 TO 2026-2027**

ITEM	PROJECT TITLE:	BUDGET 2022-23	2023-24	2024-25	2025-26	2026-27
54	Perry Street Sanitary Sewer		250,000		2,500,000	
55	William Gaiter Relief Sewer			150,000		6,000,000
56	Military Rd ILS			200,000		3,000,000
57	Schiller Park RTC and Downstream Orifice and Weir Adjustments				500,000	
58	Hertel North East					300,000
59	206 A&B RTC					100,000
60	Hertel and Smith Backwater Prevention		2,500,000			
61	Syphon Resiliency Project			500,000		
62	Black Rock Canal Sewer Relocation		250,000			
		172,200,000	61,375,000	50,250,000	116,600,000	29,150,000
TOTAL		429,575,000				

**BUFFALO SEWER AUTHORITY
DEBT SERVICE SCHEDULE
2022 - 2023 BUDGET**

BOND YEAR ENDING JUNE 30	PRINCIPAL	INTEREST	TOTAL DEBT SERVICE
2023	\$ 3,310,298	\$ 2,926,011	6,236,309
2024	\$ 3,408,948	\$ 2,794,390	6,203,338
2025	\$ 3,517,597	\$ 2,657,615	6,175,212
2026	\$ 3,626,231	\$ 2,514,852	6,141,083
2027	\$ 3,744,895	\$ 2,366,248	6,111,143
2028	\$ 3,868,544	\$ 2,198,008	6,066,552
2029	\$ 3,837,193	\$ 2,200,415	6,037,608
2030	\$ 3,975,842	\$ 2,026,868	6,002,710
2031	\$ 4,109,491	\$ 1,846,066	5,955,557
2032	\$ 6,024,704	\$ 1,894,753	7,919,457
2033	\$ 2,985,933	\$ 1,612,964	4,598,897
2034	\$ 2,928,565	\$ 1,466,918	4,395,483
2035	\$ 2,439,088	\$ 1,367,198	3,806,286
2036	\$ 3,219,618	\$ 1,259,293	4,478,911
2037	\$ 1,961,386	\$ 1,394,240	3,355,626
2038	\$ 2,030,035	\$ 1,318,827	3,348,862
2039	\$ 2,103,684	\$ 1,240,105	3,343,789
2040	\$ 2,182,333	\$ 1,159,033	3,341,366
2041	\$ 2,265,983	\$ 1,073,941	3,339,924
2042	\$ 2,269,632	\$ 1,064,984	3,334,616
2043	\$ 2,358,281	\$ 967,962	3,326,243
2044	\$ 3,051,930	\$ 866,691	3,918,621
2045	\$ 2,230,579	\$ 735,200	2,965,779
2046	\$ 2,329,228	\$ 638,450	2,967,678
2047	\$ 2,432,877	\$ 536,950	2,969,827
2048	\$ 2,541,526	\$ 430,450	2,971,976
2049	\$ 2,660,175	\$ 318,700	2,978,875
2050	\$ 2,778,825	\$ 201,200	2,980,025
2051	\$ 2,882,474	\$ 102,600	2,985,074
Total	<u>87,075,895</u>	<u>41,180,933</u>	<u>107,437,594</u>

