

B U F F A L O
S E W E R A U T H O R I T Y

2023 – 2024

BUDGET

BUFFALO SEWER AUTHORITY

2023 - 2024

OPERATING BUDGET

PREPARED BY

BUFFALO SEWER AUTHORITY

ADMINISTRATIVE DEPARTMENT



INDEX

Budget Message.....	4
Budget Summary.....	9
Budget Appropriation Details	14
Budget Revenue Details	67
Detailed Salary Schedule.....	70
Five-Year Capital Plan	80

Budget Message

BUDGET MESSAGE

April 5, 2023

TO THE MEMBERS OF THE BOARD OF THE BUFFALO SEWER AUTHORITY

Board members:

This budget document, complete in all detail for operations during the fiscal year commencing July 1, 2023, is formally submitted for your examination and approval.

The Authority, like most governments, organizations, and individuals around the world has been adversely affected by the COVID-19 pandemic. As COVID-19 restrictions are lifted, the Authority anticipates its financial outlook to improve, but this unprecedented event, and the current high inflationary environment, continue to have negative impacts on the Authority's finances. The Authority anticipates that during the 2023-2024 fiscal year its finances will be bolstered by funds from the American Rescue Plan Act, and funds from the Low Income Household Water Assistance Program, and the New York State Homeowner Assistance Fund. These funds will help low-income households pay for past due sewer services and will also help the Authority offset revenues lost due to the COVID-19 pandemic.

The 2023-2024 Budget for the Buffalo Sewer Authority totals \$69,750,000. This is an increase of \$8,250,000 from the current budget. There will be an increase to sewer rents charged by the Buffalo Sewer Authority for the first time since the 2005-2006 fiscal year. With the goal of providing citizens of the City of Buffalo with equitable water resources, the Authority is implementing low-income and senior discount programs for sewer rent based on water use for the 2023-2024 Budget. Low-income residents will be eligible for a discount of \$60 per year, very low-income residents will be eligible for a \$90 per year discount, and eligible seniors would receive a discount of \$106 per year.

APPROPRIATIONS

A summary of appropriations with those of the current year is as follows:

	2022-2023 <u>Budget</u>	2023-2024 <u>Budget</u>	Change from <u>2022-2023 Budget</u>
General Offices	\$2,251,293	\$2,088,975	(\$162,318)
Wastewater Treatment Facility	25,720,218	31,367,579	5,647,361
Industrial Waste	778,774	855,023	76,249
Engineering	1,655,954	1,643,533	(12,421)
Sewer Maintenance	6,367,500	7,202,645	835,145
Financial Charges and Fringes	17,242,690	18,548,238	1,305,548
Debt Service & Reserve Account	<u>7,483,571</u>	<u>8,044,007</u>	<u>560,436</u>
TOTAL	\$61,500,000	\$69,750,000	\$8,250,000

Labor agreements with CSEA Local 815, which is the white-collar union of the Authority, and with the Communications Workers of America (CWA), the blue-collar union, expired on June 30, 2022. The process to negotiate new agreements with both unions is underway.

REVENUES

The Levy of Sewer Rents based on assessed value will be \$19,800,000 for the 2023-2024 Budget. This represents the amount of Sewer Rent that the Buffalo Sewer Authority will collect from all real property in the City of Buffalo except those properties exempt by law. This amount, when spread over the total estimated assessment for sewer purposes from the Department of Assessment, will result in an annual sewer rent of approximately \$1.56 for each \$1,000 of assessed valuation. The 2023-2024 assessed value sewer rate of \$1.56 per \$1,000 of assessed value continues to be lower than the 2019-2020 rate of \$1.64 per \$1,000.

A comparison of the estimated 2023-2024 Levy of Sewer Rents with the prior four years follows:

	<u>Total Assessed Value of Chargeable Property</u>	<u>Change From Prior Year</u>	<u>Sewer Rent Rate Per \$1,000 of Assessed Value</u>	<u>Change From Prior Year</u>
2023-2024(est)	\$12,656,391,809	\$12,247,908	1.56442692	0.61141657
2022-2023	\$12,644,143,901	(\$34,719,819)	0.95301035	0.00260972
2021-2022	\$12,678,863,720	(\$66,000,812)	0.95040062	0.00492176
2020-2021	\$12,744,864,532	\$5,381,466,030	0.94547886	(0.69099375)
2019-2020	\$7,363,398,502		1.63647261	

Any further change in the assessed value of taxable properties will require an adjustment to the assessment sewer rent to maintain this levy. If the final assessed value as determined by the City Department of Assessment increases or decreases, the sewer rent per \$1,000 will correspondingly increase or decrease by \$.00012384 for each \$1,000,000 change in assessed value.

Flat rate sewer rents continue to be charged based on property characteristics (i.e. number of stories, front footage, etc.). There will be no increases to those charges. The sewer rent meter charges will continue at the same rate of \$11.09 per 1,000 cubic feet. All flat and meter accounts will continue to be assessed a capacity/drainage charge at a minimum of \$6.00 per month.

A summary of revenues with those of the current year is as follows:

	<u>2022-2023 Budget</u>	<u>2023-2024 Budget</u>	<u>Change from 2022-2023 Budget</u>
Assessment Sewer Rent	\$12,099,600	\$19,852,600	\$7,753,000
Water Use Sewer Rents	25,370,000	24,460,000	(910,000)
Outside City Contracts	14,250,000	13,750,000	(500,000)
Industrial Waste	4,035,000	3,525,000	(510,000)
Interest Income	1,470,000	3,471,000	2,001,000
Miscellaneous	<u>4,275,400</u>	<u>4,691,400</u>	<u>416,000</u>
TOTAL	\$61,500,000	\$69,750,000	\$8,250,000

FIVE YEAR CAPITAL PLAN

According to the Supplemental Bond Resolution, adopted by the Buffalo Sewer Authority on May 3, 1993, a five-year capital plan will be adopted as a part of the Annual Budget. The details of the capital plan are contained in Five-Year Capital Plan section. Funding for each capital project is based on the most cost-effective method available. A bond sale, lease purchase or the use of reserve funds for capital projects may be utilized to fund these projects. The capital plan for 2023-2024 totals \$73,812,000. Of this amount, \$9,500,000 is for treatment facility rehabilitation projects and \$64,312,000 is estimated for renovations to the collection system.

BUDGET PLAN

The Board and the General Manager of the Buffalo Sewer Authority are committed to this budget. We are also determined to continue to find more efficient and effective ways of operating the Authority and increasing revenue opportunities. A few of the projects being pursued that will provide a strong foundation that will enable the Authority to provide a high level of service to the community include wet weather capacity improvements, green infrastructure initiatives, and various projects that will continue to increase our renewable energy production. This 2023-2024 Budget is the financial plan allowing us to continue this mission.

Finally, I would once again like to acknowledge and personally thank the Board Members and the employees of the Buffalo Sewer Authority. Without their support and dedication, the progress and improvements to the entire sewer system would not be possible.

Respectfully submitted,



Oluwole A. McFoy, P.E.
General Manager

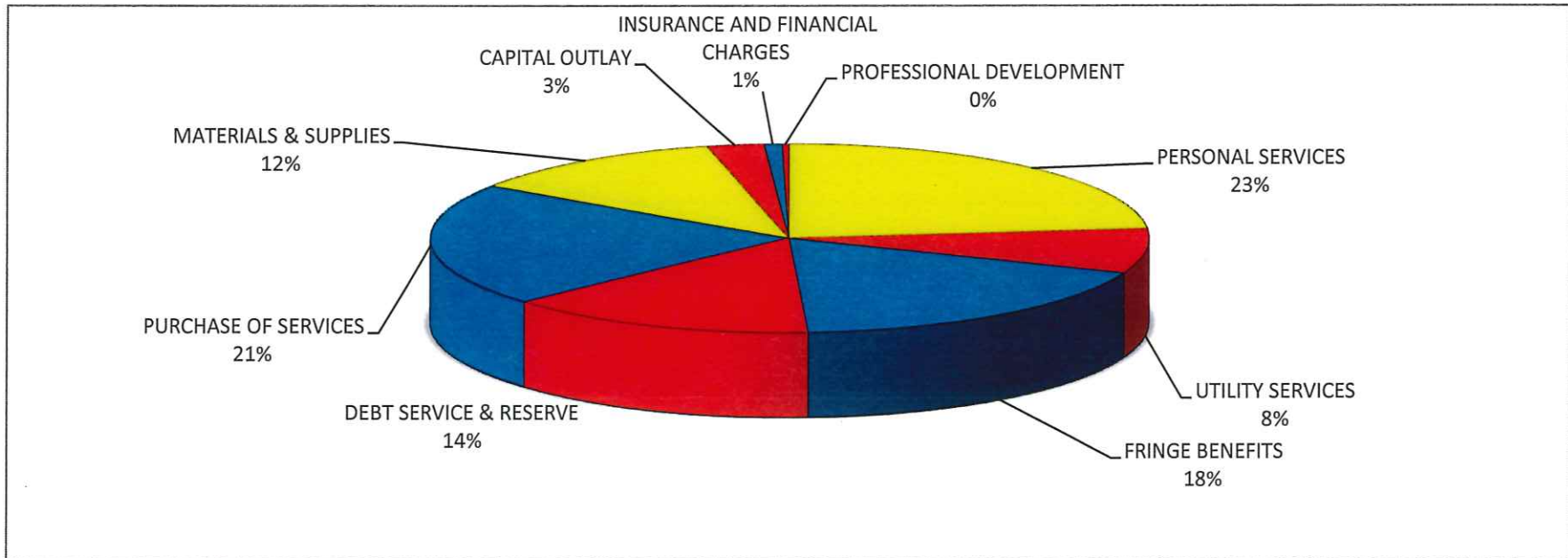
Budget Summary

CITY OF BUFFALO
 BUFFALO SEWER AUTHORITY
 APPROPRIATION BY DIVISION

	2020-2021 ACTUAL EXPENDITURES	2021-2022 ACTUAL EXPENDITURES	2022-2023 ORIGINAL BUDGET	2022-2023 YEAR TO DATE EXPENDITURES	2023-2024 ADOPTED BUDGET
91 BSA ADMINISTRATIVE DIVISION	1,678,419.77	1,728,518.51	2,370,293.00	1,333,567.09	2,088,975.00
92 BSA WASTEWATER TREATMENT PLANT	21,680,183.76	23,179,049.06	25,889,818.00	17,091,133.17	31,367,579.00
93 BSA INDUSTRIAL WASTE DIVISION	762,230.06	774,334.80	809,224.00	501,578.61	855,023.00
94 BSA ENGINEERING DIVISION	1,034,147.28	1,206,647.82	1,600,074.00	727,085.46	1,643,533.00
95 BSA SEWER MAINTENANCE DIVISION	4,532,476.91	4,751,454.88	6,300,380.00	2,831,149.37	7,202,645.00
98 BSA GENERAL FINANCIAL CHARGES	52,428,588.43	45,110,801.21	24,530,211.00	25,021,634.83	26,592,245.00
TOTAL	82,116,046.21	76,750,806.28	61,500,000.00	47,506,148.53	69,750,000.00

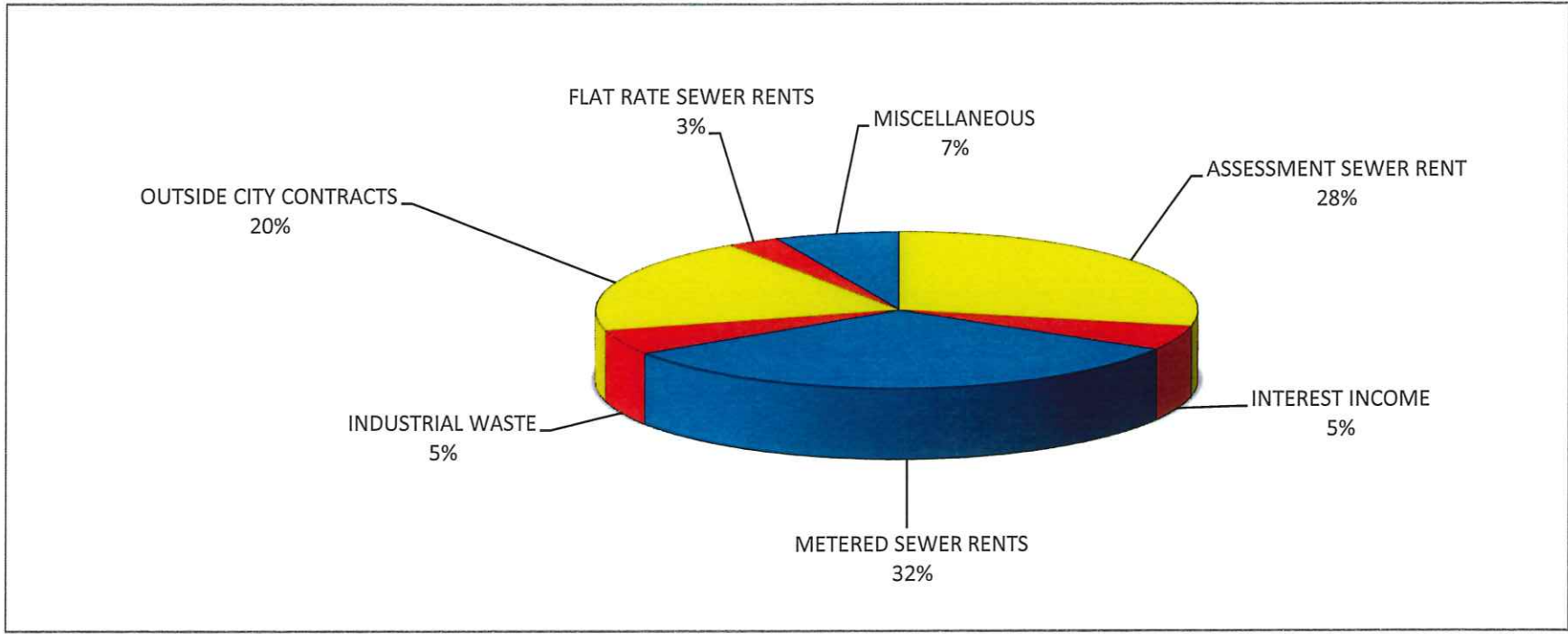
**BUFFALO SEWER AUTHORITY
2023 - 2024 BUDGET
APPROPRIATIONS
\$69,750,000**

PERSONAL SERVICES	\$16,355,615
UTILITY SERVICES	5,316,132
FRINGE BENEFITS	12,628,548
DEBT SERVICE & RESERVE	9,794,007
PURCHASE OF SERVICES	14,771,391
MATERIALS & SUPPLIES	8,369,807
CAPITAL OUTLAY	1,752,200
INSURANCE AND FINANCIAL CHARGES	565,500
PROFESSIONAL DEVELOPMENT	<u>196,800</u>
TOTAL	\$69,750,000

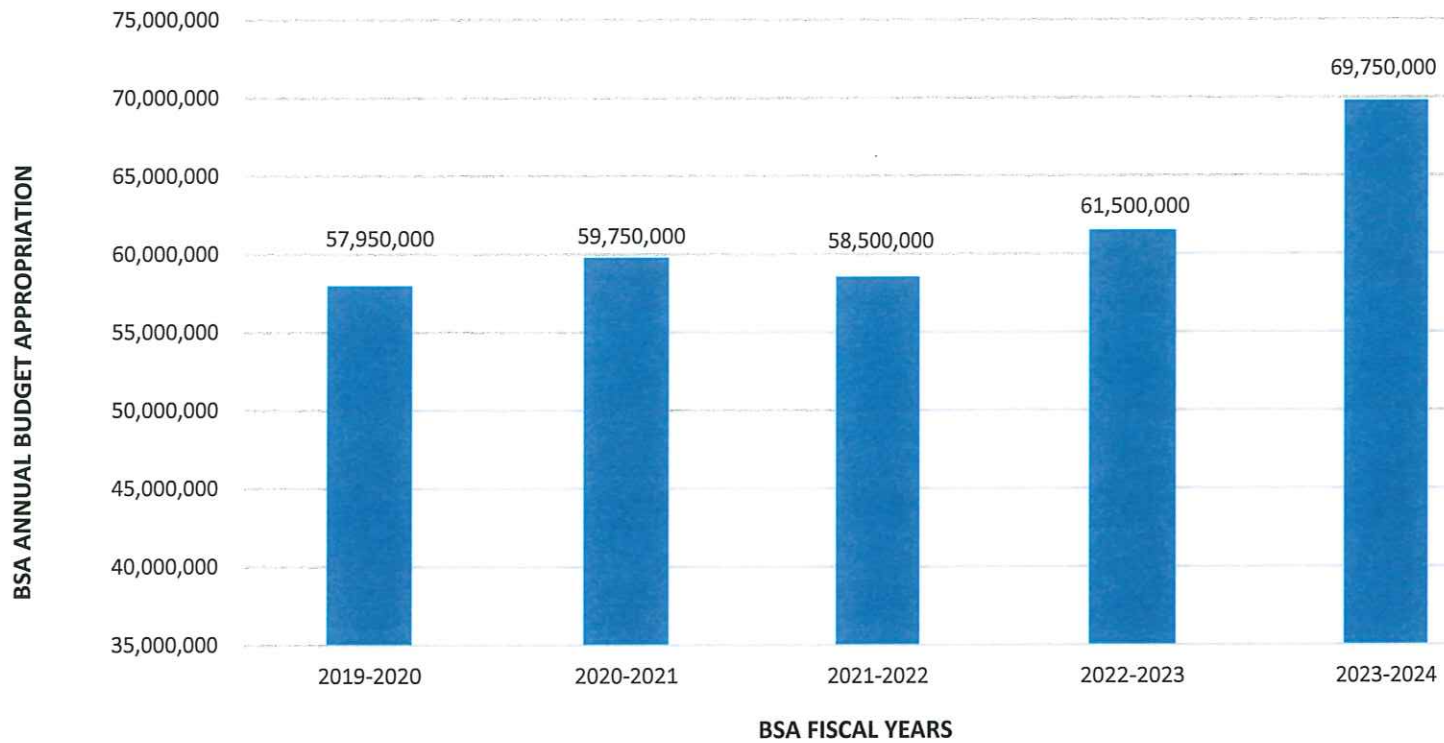


**BUFFALO SEWER AUTHORITY
2023 - 2024 BUDGET
REVENUES
\$69,750,000**

ASSESSMENT SEWER RENT	\$19,852,600
METERED SEWER RENTS	22,560,000
FLAT RATE SEWER RENTS	1,900,000
OUTSIDE CITY CONTRACTS	13,750,000
INDUSTRIAL WASTE	3,525,000
INTEREST INCOME	3,471,000
MISCELLANEOUS	<u>4,691,400</u>
TOTAL	\$69,750,000



**Buffalo Sewer Authority
Budgets 2019 - 2020 to 2023 - 2024**



	<u>BSA Budget</u>	<u>Net \$ Change</u>	<u>Net % Change</u>
2019-2020	57,950,000		
2020-2021	59,750,000	1,800,000	3.11%
2021-2022	58,500,000	(1,250,000)	-2.09%
2022-2023	61,500,000	3,000,000	5.13%
2023-2024	69,750,000	8,250,000	14.10%

Budget Appropriation Details

CITY OF BUFFALO
BUFFALO SEWER AUTHORITY
APPROPRIATION BY FUNCTION

	2020-2021 ACTUAL EXPENDITURES	2021-2022 ACTUAL EXPENDITURES	2022-2023 ORIGINAL BUDGET	2022-2023 YEAR TO DATE EXPENDITURES	2023-2024 ADOPTED BUDGET
91 BSA ADMINISTRATIVE DIVISION					
0010 AUTHORITY BOARD MEMEBERS	9,475.88	19,182.46	35,200.00	24,672.70	30,500.00
0011 ADMINISTRATIVE OFFICES	1,295,427.61	1,334,265.23	1,778,732.00	972,593.59	1,730,301.00
0012 HUMAN RESOURCES	373,516.28	375,070.82	556,361.00	336,300.80	328,174.00
TOTAL 91 BSA ADMINISTRATIVE DIVISION	1,678,419.77	1,728,518.51	2,370,293.00	1,333,567.09	2,088,975.00
92 BSA WASTEWATER TREATMENT PLANT					
0020 PLANT ADMINISTRATION	3,287,693.26	3,249,449.32	3,686,898.53	2,548,851.89	4,533,570.00
0021 RAW WASTEWATER PUMPS	221,257.14	226,895.80	140,328.00	155,660.46	192,620.00
0022 SCREEN ROOM	152,690.76	130,196.06	89,600.00	54,660.20	164,600.00
0023 GRIT ROOM	400,720.90	462,483.36	432,962.00	283,024.78	489,743.00
0024 PRIMARY SEDIMENTATION	107,396.35	155,151.68	79,852.00	827.36	157,410.00
0025 SECONDARY CONTROL	144,563.78	231,743.73	171,311.00	159,089.19	256,824.00
0026 PRIMARY CONTROL	154,047.49	159,085.13	140,530.00	12,065.25	175,206.00
0027 GAS COMPRESSOR BUILDING	109,926.00	57,921.77	180,250.00	119,334.53	151,250.00
0028 SETTLED WASTEWATER PUMPS	18,960.39	139,276.09	11,805.00	74,349.46	94,910.00
0029 AERATION	883,426.27	775,269.05	590,691.00	592,145.15	721,241.00
0030 BLOWER BUILDING	3,474,964.36	3,546,076.27	2,571,890.47	2,164,698.35	3,574,040.00
0031 SEWER CONSTRUCT STORAGE BLDG	.00	.00	.00	.00	.00
0032 CHEMICAL HANDLING BUILDING	4,797.15	5,776.99	33,500.00	288.09	51,800.00
0033 FINAL EFFLUENT BUILDING	758,356.55	1,187,598.36	1,678,902.42	1,422,662.13	2,863,776.00
0034 THICKENER AREA-INCL FLT EQUIP	288,634.92	427,801.33	505,800.00	299,051.69	582,800.00
0035 FILTER FEED AREA-INCL MIX TNKS	675.00	98,525.25	29,200.00	.00	27,000.00

CITY OF BUFFALO
BUFFALO SEWER AUTHORITY
APPROPRIATION BY FUNCTION

	2020-2021 ACTUAL EXPENDITURES	2021-2022 ACTUAL EXPENDITURES	2022-2023 ORIGINAL BUDGET	2022-2023 YEAR TO DATE EXPENDITURES	2023-2024 ADOPTED BUDGET
0036 SLUDGE DEWATERING-PRESSES/CONV	1,446,178.51	1,827,807.58	2,268,156.00	1,662,843.22	2,505,105.00
0037 CENTRIFUGE	49,974.87	41,604.55	343,500.00	132,098.36	142,000.00
0038 INCINERATION-INCL ASH HANDLING	3,018,965.70	3,945,550.36	4,347,360.00	2,733,512.15	4,436,343.00
0039 HAMBURG DRAIN FLOAT CTRL FACIL	28,350.36	84,108.01	52,305.00	18,604.41	92,905.00
0040 SOUTH BUFFALO PUMP STATION	102,019.66	90,817.38	101,250.00	61,611.50	159,651.00
0041 HAMBURG STREET	28,650.84	32,785.02	44,815.00	21,902.30	79,615.00
0042 AMHERST QUARRY	62,064.32	40,426.80	27,600.00	17,676.77	43,200.00
0043 BABCOCK STREET	23,694.76	3,387.82	10,000.00	.00	10,000.00
0044 KELLY ISLAND - S STATION	27,129.40	7,573.34	25,300.00	15,754.20	18,950.00
0045 KELLY ISLAND - F STATION	460.80	282.68	5,000.00	149.08	5,000.00
0046 KELLY ISLAND - X STATION	10,951.04	4,939.99	8,915.00	4,434.88	126,500.00
0047 WATERFRONT VILLAGE	1,905.31	4,105.56	12,600.00	1,398.41	17,600.00
0048 TIFFT STREET	1,056.70	1,611.05	3,450.00	460.99	1,450.00
0049 NIAGARA METERING	4,595.02	3,901.64	7,268.00	1,929.21	14,368.00
0050 WALDEN HEIGHTS	1,222.88	1,048.41	7,850.00	1,318.01	14,000.00
0051 LABORATORY	466,353.41	551,876.50	559,609.00	362,979.15	622,201.00
0052 MAINTENANCE	5,039,855.80	4,080,901.29	6,492,997.58	2,948,651.79	7,407,434.00
0053 YARDS & GROUNDS	1,358,644.06	1,603,070.89	1,228,322.00	1,219,100.21	1,634,467.00
TOTAL 92 BSA WASTEWATER TREATMENT PLANT	21,680,183.76	23,179,049.06	25,889,818.00	17,091,133.17	31,367,579.00
93 BSA INDUSTRIAL WASTE DIVISION					
0055 INDUSTRIAL WASTE SECTION	762,230.06	774,334.80	809,224.00	501,578.61	855,023.00
TOTAL 93 BSA INDUSTRIAL WASTE DIVISION	762,230.06	774,334.80	809,224.00	501,578.61	855,023.00
94 BSA ENGINEERING DIVISION					

CITY OF BUFFALO
BUFFALO SEWER AUTHORITY
APPROPRIATION BY FUNCTION

	2020-2021 ACTUAL EXPENDITURES	2021-2022 ACTUAL EXPENDITURES	2022-2023 ORIGINAL BUDGET	2022-2023 YEAR TO DATE EXPENDITURES	2023-2024 ADOPTED BUDGET
0060 ENGINEERING	1,034,147.28	1,206,647.82	1,600,074.00	727,085.46	1,643,533.00
TOTAL 94 BSA ENGINEERING DIVISION	1,034,147.28	1,206,647.82	1,600,074.00	727,085.46	1,643,533.00
95 BSA SEWER MAINTENANCE DIVISION					
0065 SEWER MAINTENANCE OFFICE	394,505.53	426,939.55	761,074.00	359,791.52	825,086.00
0066 SEWER REPAIR FUNCTION	1,445,413.98	1,446,966.93	1,911,843.00	965,830.94	1,857,966.00
0067 SEWER CLEANING FUNCTION	1,636,083.17	1,713,826.72	1,807,369.00	873,016.10	1,621,214.00
0068 INTERCEPTORS & TRUNK SEWERS	1,227.81	2,328.68	53,500.00	9,324.32	66,500.00
0069 AUTOMOTIVE EQUIPMENT SERVICES	959,657.87	636,016.70	957,533.00	238,716.88	989,308.00
0070 GREEN INFRASTRUCTURE MAINT	95,588.55	525,376.30	809,061.00	384,469.61	1,842,571.00
TOTAL 95 BSA SEWER MAINTENANCE DIVISION	4,532,476.91	4,751,454.88	6,300,380.00	2,831,149.37	7,202,645.00
98 BSA GENERAL FINANCIAL CHARGES					
0080 MISC FINANCIAL CHARGES	42,098,520.54	35,059,798.34	5,523,640.00	14,205,424.81	5,919,690.00
0082 FRINGE BENEFITS	10,300,067.89	10,051,002.87	11,523,000.00	7,345,251.52	12,628,548.00
0085 DEBT SERVICE & RESERVE	.00	.00	7,483,571.00	3,470,958.50	8,044,007.00
0088 INTERFUND TRANSFERS	30,000.00	.00	.00	.00	.00
TOTAL 98 BSA GENERAL FINANCIAL CHARGES	52,428,588.43	45,110,801.21	24,530,211.00	25,021,634.83	26,592,245.00
TOTAL	82,116,046.21	76,750,806.28	61,500,000.00	47,506,148.53	69,750,000.00

CITY OF BUFFALO
 BUFFALO SEWER AUTHORITY
 APPROPRIATION BY OBJECT DETAIL

	2020-2021 ACTUAL EXPENDITURES	2021-2022 ACTUAL EXPENDITURES	2022-2023 ORIGINAL BUDGET	2022-2023 YEAR TO DATE EXPENDITURES	2023-2024 ADOPTED BUDGET
91 BSA ADMINISTRATIVE DIVISION					
0010 AUTHORITY BOARD MEMEBERS					
PERSONAL SERVICES					
00100111 BOARD SALARIES	8,500.05	8,500.24	13,500.00	5,731.97	13,500.00
TOTAL PERSONAL SERVICES	8,500.05	8,500.24	13,500.00	5,731.97	13,500.00
UTILITIES					
00100103 BOARD UTILITIES	975.83	2,103.23	2,500.00	507.50	2,000.00
TOTAL UTILITIES	975.83	2,103.23	2,500.00	507.50	2,000.00
TRAVEL AND MEMBERSHIPS					
00100104 BOARD TRAVEL	.00	8,578.99	19,200.00	18,433.23	15,000.00
TOTAL TRAVEL AND MEMBERSHIPS	.00	8,578.99	19,200.00	18,433.23	15,000.00
SUPPLIES					
00100105 BOARD MISCELLANEOUS	.00	.00	.00	.00	.00
TOTAL SUPPLIES	.00	.00	.00	.00	.00
TOTAL 0010 AUTHORITY BOARD MEMEBERS	9,475.88	19,182.46	35,200.00	24,672.70	30,500.00

CITY OF BUFFALO
BUFFALO SEWER AUTHORITY
APPROPRIATION BY OBJECT DETAIL

	2020-2021 ACTUAL EXPENDITURES	2021-2022 ACTUAL EXPENDITURES	2022-2023 ORIGINAL BUDGET	2022-2023 YEAR TO DATE EXPENDITURES	2023-2024 ADOPTED BUDGET
0011 ADMINISTRATIVE OFFICES					
PERSONAL SERVICES					
00110111 ADMIN SALARIES EXECUTIVE	492,218.25	478,031.87	619,352.00	384,381.22	695,582.00
00110121 ADMIN SALARIES CLERICAL	528,287.50	508,204.67	654,930.00	256,528.80	515,119.00
TOTAL PERSONAL SERVICES	1,020,505.75	986,236.54	1,274,282.00	640,910.02	1,210,701.00
UTILITIES					
00110103 ADMIN UTILITIES	11,466.53	12,254.30	15,000.00	7,873.38	14,000.00
TOTAL UTILITIES	11,466.53	12,254.30	15,000.00	7,873.38	14,000.00
TRAVEL AND MEMBERSHIPS					
00110104 ADMIN TRAVEL EXPENSES	1,664.61	22,264.22	46,000.00	34,617.96	45,000.00
TOTAL TRAVEL AND MEMBERSHIPS	1,664.61	22,264.22	46,000.00	34,617.96	45,000.00
SUPPLIES					
00110105 ADMIN SUPPLIES	11,984.56	26,558.27	20,000.00	13,185.90	15,000.00
TOTAL SUPPLIES	11,984.56	26,558.27	20,000.00	13,185.90	15,000.00
SERVICES					
00110106 ADMIN SERVICES	244,456.56	283,538.41	422,300.00	275,679.09	440,100.00
TOTAL SERVICES	244,456.56	283,538.41	422,300.00	275,679.09	440,100.00
CAPITAL OUTLAY					
00110107 ADMIN CAPITAL OUTLAY	4,958.40	3,094.24	650.00	.00	5,000.00
TOTAL CAPITAL OUTLAY	4,958.40	3,094.24	650.00	.00	5,000.00
OTHER					
00110108 ADMIN INSUR & SURETY BONDS	391.20	319.25	500.00	327.24	500.00
TOTAL OTHER	391.20	319.25	500.00	327.24	500.00
TOTAL 0011 ADMINISTRATIVE OFFICES	1,295,427.61	1,334,265.23	1,778,732.00	972,593.59	1,730,301.00

CITY OF BUFFALO
 BUFFALO SEWER AUTHORITY
 APPROPRIATION BY OBJECT DETAIL

	2020-2021 ACTUAL EXPENDITURES	2021-2022 ACTUAL EXPENDITURES	2022-2023 ORIGINAL BUDGET	2022-2023 YEAR TO DATE EXPENDITURES	2023-2024 ADOPTED BUDGET
0012 HUMAN RESOURCES					
PERSONAL SERVICES					
00120111 HUMAN RESOURCES EXECUTIVE	136,960.62	77,655.61	102,915.00	36,949.54	102,915.00
00120121 HUMAN RESOURCES CLERICAL	235,079.66	267,789.69	248,446.00	140,432.26	189,259.00
TOTAL PERSONAL SERVICES	372,040.28	345,445.30	351,361.00	177,381.80	292,174.00
TRAVEL AND MEMBERSHIPS					
00120104 HUMAN RESOURCES TRAVEL	1,476.00	2,825.52	5,000.00	.00	3,000.00
TOTAL TRAVEL AND MEMBERSHIPS	1,476.00	2,825.52	5,000.00	.00	3,000.00
SERVICES					
00120106 HR SERVICES	.00	26,800.00	200,000.00	158,919.00	33,000.00
TOTAL SERVICES	.00	26,800.00	200,000.00	158,919.00	33,000.00
TOTAL 0012 HUMAN RESOURCES	373,516.28	375,070.82	556,361.00	336,300.80	328,174.00
TOTAL 91 BSA ADMINISTRATIVE DIVISION	1,678,419.77	1,728,518.51	2,370,293.00	1,333,567.09	2,088,975.00

CITY OF BUFFALO
BUFFALO SEWER AUTHORITY
APPROPRIATION BY OBJECT DETAIL

	2020-2021 ACTUAL EXPENDITURES	2021-2022 ACTUAL EXPENDITURES	2022-2023 ORIGINAL BUDGET	2022-2023 YEAR TO DATE EXPENDITURES	2023-2024 ADOPTED BUDGET
92 BSA WASTEWATER TREATMENT PLANT					
0020 PLANT ADMINISTRATION					
PERSONAL SERVICES					
00200111 PLANT SALARIES EXECUTIVE	343,459.28	488,950.96	483,414.00	377,929.34	517,414.00
00200121 PLANT SALARIES CLERICAL	572,785.76	521,027.78	650,549.00	353,474.54	709,947.00
00200131 PLANT SALARIES SUPERVISION	835,765.21	695,774.65	749,545.00	462,569.97	879,728.00
TOTAL PERSONAL SERVICES	1,752,010.25	1,705,753.39	1,883,508.00	1,193,973.85	2,107,089.00
UTILITIES					
00200103 PLANT UTILITIES	41,769.95	75,823.40	161,165.53	122,876.02	118,332.00
TOTAL UTILITIES	41,769.95	75,823.40	161,165.53	122,876.02	118,332.00
TRAVEL AND MEMBERSHIPS					
00200104 PLANT TRAVEL EXPENSES	18,897.30	36,855.11	112,521.00	38,561.90	80,000.00
TOTAL TRAVEL AND MEMBERSHIPS	18,897.30	36,855.11	112,521.00	38,561.90	80,000.00
SUPPLIES					
00200105 PLANT SUPPLIES	170,323.69	120,486.34	207,575.00	145,993.53	234,075.00
TOTAL SUPPLIES	170,323.69	120,486.34	207,575.00	145,993.53	234,075.00
SERVICES					
00200106 PLANT SERVICES	850,433.67	847,110.54	1,026,932.00	724,437.74	1,398,074.00
TOTAL SERVICES	850,433.67	847,110.54	1,026,932.00	724,437.74	1,398,074.00
CAPITAL OUTLAY					
00200107 PLANT CAPITAL OUTLAY	181,883.11	174,222.13	53,382.00	61,567.64	316,000.00
TOTAL CAPITAL OUTLAY	181,883.11	174,222.13	53,382.00	61,567.64	316,000.00
OTHER					
00200108 PLANT INSURANCE	272,375.29	289,198.41	241,815.00	261,441.21	280,000.00
TOTAL OTHER	272,375.29	289,198.41	241,815.00	261,441.21	280,000.00
TOTAL 0020 PLANT ADMINISTRATION	3,287,693.26	3,249,449.32	3,686,898.53	2,548,851.89	4,533,570.00

CITY OF BUFFALO
 BUFFALO SEWER AUTHORITY
 APPROPRIATION BY OBJECT DETAIL

	2020-2021 ACTUAL EXPENDITURES	2021-2022 ACTUAL EXPENDITURES	2022-2023 ORIGINAL BUDGET	2022-2023 YEAR TO DATE EXPENDITURES	2023-2024 ADOPTED BUDGET
0021 RAW WASTEWATER PUMPS					
PERSONAL SERVICES					
00210161 RWWP SALARIES OPERATORS	114,137.82	184,572.96	125,528.00	125,987.76	112,620.00
TOTAL PERSONAL SERVICES	114,137.82	184,572.96	125,528.00	125,987.76	112,620.00
SUPPLIES					
00210105 RWWP SUPPLIES	107,119.32	42,322.84	14,800.00	29,672.70	80,000.00
TOTAL SUPPLIES	107,119.32	42,322.84	14,800.00	29,672.70	80,000.00
SERVICES					
00210106 RWWP SERVICES	.00	.00	.00	.00	.00
TOTAL SERVICES	.00	.00	.00	.00	.00
TOTAL 0021 RAW WASTEWATER PUMPS	221,257.14	226,895.80	140,328.00	155,660.46	192,620.00

CITY OF BUFFALO
 BUFFALO SEWER AUTHORITY
 APPROPRIATION BY OBJECT DETAIL

	2020-2021 ACTUAL EXPENDITURES	2021-2022 ACTUAL EXPENDITURES	2022-2023 ORIGINAL BUDGET	2022-2023 YEAR TO DATE EXPENDITURES	2023-2024 ADOPTED BUDGET
0022 SCREEN ROOM					
SUPPLIES					
00220105 SCREEN SUPPLIES	152,690.76	130,196.06	89,600.00	54,660.20	164,600.00
TOTAL SUPPLIES	152,690.76	130,196.06	89,600.00	54,660.20	164,600.00
SERVICES					
00220106 SCREEN SERVICES	.00	.00	.00	.00	.00
TOTAL SERVICES	.00	.00	.00	.00	.00
TOTAL 0022 SCREEN ROOM	152,690.76	130,196.06	89,600.00	54,660.20	164,600.00

CITY OF BUFFALO
 BUFFALO SEWER AUTHORITY
 APPROPRIATION BY OBJECT DETAIL

	2020-2021 ACTUAL EXPENDITURES	2021-2022 ACTUAL EXPENDITURES	2022-2023 ORIGINAL BUDGET	2022-2023 YEAR TO DATE EXPENDITURES	2023-2024 ADOPTED BUDGET
0023 GRIT ROOM					
PERSONAL SERVICES					
00230161 GRIT SALARIESOPERATORS	263,756.54	262,214.52	296,594.00	194,199.05	241,043.00
TOTAL PERSONAL SERVICES	263,756.54	262,214.52	296,594.00	194,199.05	241,043.00
SUPPLIES					
00230105 GRIT SUPPLIES	84,651.92	132,386.85	66,000.00	39,698.40	167,200.00
TOTAL SUPPLIES	84,651.92	132,386.85	66,000.00	39,698.40	167,200.00
SERVICES					
00230106 GRIT SERVICES	52,312.44	67,881.99	70,368.00	49,127.33	81,500.00
TOTAL SERVICES	52,312.44	67,881.99	70,368.00	49,127.33	81,500.00
CAPITAL OUTLAY					
00230107 GRIT CAPITAL OUTLAY	.00	.00	.00	.00	.00
TOTAL CAPITAL OUTLAY	.00	.00	.00	.00	.00
TOTAL 0023 GRIT ROOM	400,720.90	462,483.36	432,962.00	283,024.78	489,743.00

CITY OF BUFFALO
BUFFALO SEWER AUTHORITY
APPROPRIATION BY OBJECT DETAIL

	2020-2021 ACTUAL EXPENDITURES	2021-2022 ACTUAL EXPENDITURES	2022-2023 ORIGINAL BUDGET	2022-2023 YEAR TO DATE EXPENDITURES	2023-2024 ADOPTED BUDGET
0024 PRIMARY SEDIMENTATION					
PERSONAL SERVICES					
00240161 PSED SALARIES OPERATORS	59,015.86	15,319.40	65,652.00	39.46	101,210.00
TOTAL PERSONAL SERVICES	59,015.86	15,319.40	65,652.00	39.46	101,210.00
SUPPLIES					
00240105 PSED SUPPLIES	42,958.49	137,956.28	10,200.00	787.90	56,200.00
TOTAL SUPPLIES	42,958.49	137,956.28	10,200.00	787.90	56,200.00
SERVICES					
00240106 PSED SERVICES	5,422.00	1,876.00	4,000.00	.00	.00
TOTAL SERVICES	5,422.00	1,876.00	4,000.00	.00	.00
CAPITAL OUTLAY					
00240107 PSED CAPITAL OUTLAY	.00	.00	.00	.00	.00
TOTAL CAPITAL OUTLAY	.00	.00	.00	.00	.00
TOTAL 0024 PRIMARY SEDIMENTATION	107,396.35	155,151.68	79,852.00	827.36	157,410.00

CITY OF BUFFALO
 BUFFALO SEWER AUTHORITY
 APPROPRIATION BY OBJECT DETAIL

	2020-2021 ACTUAL EXPENDITURES	2021-2022 ACTUAL EXPENDITURES	2022-2023 ORIGINAL BUDGET	2022-2023 YEAR TO DATE EXPENDITURES	2023-2024 ADOPTED BUDGET
0025 SECONDARY CONTROL					
PERSONAL SERVICES					
00250161 SECON SALARIESOPERATORS	114,349.05	216,997.03	149,211.00	157,209.11	203,024.00
TOTAL PERSONAL SERVICES	114,349.05	216,997.03	149,211.00	157,209.11	203,024.00
SUPPLIES					
00250105 SECON SUPPLIES	30,214.73	14,746.70	22,100.00	1,880.08	53,800.00
TOTAL SUPPLIES	30,214.73	14,746.70	22,100.00	1,880.08	53,800.00
SERVICES					
00250106 SECON SERVICES	.00	.00	.00	.00	.00
TOTAL SERVICES	.00	.00	.00	.00	.00
TOTAL 0025 SECONDARY CONTROL	144,563.78	231,743.73	171,311.00	159,089.19	256,824.00

CITY OF BUFFALO
 BUFFALO SEWER AUTHORITY
 APPROPRIATION BY OBJECT DETAIL

	2020-2021 ACTUAL EXPENDITURES	2021-2022 ACTUAL EXPENDITURES	2022-2023 ORIGINAL BUDGET	2022-2023 YEAR TO DATE EXPENDITURES	2023-2024 ADOPTED BUDGET
0026 PRIMARY CONTROL					
PERSONAL SERVICES					
00260161 PRIM SALARIES OPERATORS	119,069.49	90,976.88	97,030.00	781.65	81,906.00
TOTAL PERSONAL SERVICES	119,069.49	90,976.88	97,030.00	781.65	81,906.00
SUPPLIES					
00260105 PRIM SUPPLIES	34,978.00	68,108.25	43,500.00	11,283.60	93,300.00
TOTAL SUPPLIES	34,978.00	68,108.25	43,500.00	11,283.60	93,300.00
SERVICES					
00260106 PRIM SERVICES	.00	.00	.00	.00	.00
TOTAL SERVICES	.00	.00	.00	.00	.00
TOTAL 0026 PRIMARY CONTROL	154,047.49	159,085.13	140,530.00	12,065.25	175,206.00

CITY OF BUFFALO
 BUFFALO SEWER AUTHORITY
 APPROPRIATION BY OBJECT DETAIL

	2020-2021 ACTUAL EXPENDITURES	2021-2022 ACTUAL EXPENDITURES	2022-2023 ORIGINAL BUDGET	2022-2023 YEAR TO DATE EXPENDITURES	2023-2024 ADOPTED BUDGET
0027 GAS COMPRESSOR BUILDING					
SUPPLIES					
00270105 GAS SUPPLIES	28,993.00	38,760.77	68,250.00	37,077.53	69,250.00
TOTAL SUPPLIES	28,993.00	38,760.77	68,250.00	37,077.53	69,250.00
SERVICES					
00270106 GAS SERVICES	80,933.00	19,161.00	112,000.00	82,257.00	82,000.00
TOTAL SERVICES	80,933.00	19,161.00	112,000.00	82,257.00	82,000.00
TOTAL 0027 GAS COMPRESSOR BUILDING	109,926.00	57,921.77	180,250.00	119,334.53	151,250.00

CITY OF BUFFALO
 BUFFALO SEWER AUTHORITY
 APPROPRIATION BY OBJECT DETAIL

	2020-2021 ACTUAL EXPENDITURES	2021-2022 ACTUAL EXPENDITURES	2022-2023 ORIGINAL BUDGET	2022-2023 YEAR TO DATE EXPENDITURES	2023-2024 ADOPTED BUDGET
0028 SETTLED WASTEWATER PUMPS					
PERSONAL SERVICES					
00280161 SWWP SALARIES OPERATORS	14,902.39	137,909.09	805.00	65,992.06	93,910.00
TOTAL PERSONAL SERVICES	14,902.39	137,909.09	805.00	65,992.06	93,910.00
SUPPLIES					
00280105 SWWP SUPPLIES	4,058.00	1,367.00	11,000.00	8,357.40	1,000.00
TOTAL SUPPLIES	4,058.00	1,367.00	11,000.00	8,357.40	1,000.00
SERVICES					
00280106 SWWP SERVICES	.00	.00	.00	.00	.00
TOTAL SERVICES	.00	.00	.00	.00	.00
CAPITAL OUTLAY					
00280107 SWWP CAPITAL OUTLAY	.00	.00	.00	.00	.00
TOTAL CAPITAL OUTLAY	.00	.00	.00	.00	.00
TOTAL 0028 SETTLED WASTEWATER PUMPS	18,960.39	139,276.09	11,805.00	74,349.46	94,910.00

CITY OF BUFFALO
BUFFALO SEWER AUTHORITY
APPROPRIATION BY OBJECT DETAIL

	2020-2021 ACTUAL EXPENDITURES	2021-2022 ACTUAL EXPENDITURES	2022-2023 ORIGINAL BUDGET	2022-2023 YEAR TO DATE EXPENDITURES	2023-2024 ADOPTED BUDGET
0029 AERATION					
PERSONAL SERVICES					
00290161 AER SALARIES OPERATORS	440,734.87	521,564.08	379,816.00	368,023.77	414,366.00
TOTAL PERSONAL SERVICES	440,734.87	521,564.08	379,816.00	368,023.77	414,366.00
SUPPLIES					
00290105 AER SUPPLIES	319,736.64	122,846.90	151,000.00	180,601.91	197,000.00
TOTAL SUPPLIES	319,736.64	122,846.90	151,000.00	180,601.91	197,000.00
SERVICES					
00290106 AER SERVICES	122,954.76	130,858.07	54,875.00	43,519.47	109,875.00
TOTAL SERVICES	122,954.76	130,858.07	54,875.00	43,519.47	109,875.00
CAPITAL OUTLAY					
00290107 AER CAPITAL OUTLAY	.00	.00	5,000.00	.00	.00
TOTAL CAPITAL OUTLAY	.00	.00	5,000.00	.00	.00
TOTAL 0029 AERATION	883,426.27	775,269.05	590,691.00	592,145.15	721,241.00

CITY OF BUFFALO
 BUFFALO SEWER AUTHORITY
 APPROPRIATION BY OBJECT DETAIL

	2020-2021 ACTUAL EXPENDITURES	2021-2022 ACTUAL EXPENDITURES	2022-2023 ORIGINAL BUDGET	2022-2023 YEAR TO DATE EXPENDITURES	2023-2024 ADOPTED BUDGET
0030 BLOWER BUILDING					
UTILITIES					
00300103 BLOW UTILITIES	3,443,850.93	3,533,710.00	2,525,755.47	2,154,598.62	3,500,800.00
TOTAL UTILITIES	3,443,850.93	3,533,710.00	2,525,755.47	2,154,598.62	3,500,800.00
SUPPLIES					
00300105 BLOW SUPPLIES	31,113.43	12,366.27	3,000.00	10,099.73	68,000.00
TOTAL SUPPLIES	31,113.43	12,366.27	3,000.00	10,099.73	68,000.00
SERVICES					
00300106 BLOW SERVICES	.00	.00	43,135.00	.00	5,240.00
TOTAL SERVICES	.00	.00	43,135.00	.00	5,240.00
TOTAL 0030 BLOWER BUILDING	3,474,964.36	3,546,076.27	2,571,890.47	2,164,698.35	3,574,040.00

CITY OF BUFFALO
 BUFFALO SEWER AUTHORITY
 APPROPRIATION BY OBJECT DETAIL

	2020-2021 ACTUAL EXPENDITURES	2021-2022 ACTUAL EXPENDITURES	2022-2023 ORIGINAL BUDGET	2022-2023 YEAR TO DATE EXPENDITURES	2023-2024 ADOPTED BUDGET
0032 CHEMICAL HANDLING BUILDING					
SUPPLIES					
00320105 CHEM SUPPLIES	4,797.15	5,776.99	33,500.00	288.09	51,800.00
TOTAL SUPPLIES	4,797.15	5,776.99	33,500.00	288.09	51,800.00
SERVICES					
00320106 CHEM SERVICES	.00	.00	.00	.00	.00
TOTAL SERVICES	.00	.00	.00	.00	.00
CAPITAL OUTLAY					
00320107 CHEM CAPITAL OUTLAY	.00	.00	.00	.00	.00
TOTAL CAPITAL OUTLAY	.00	.00	.00	.00	.00
TOTAL 0032 CHEMICAL HANDLING BUILDING	4,797.15	5,776.99	33,500.00	288.09	51,800.00

CITY OF BUFFALO
 BUFFALO SEWER AUTHORITY
 APPROPRIATION BY OBJECT DETAIL

	2020-2021 ACTUAL EXPENDITURES	2021-2022 ACTUAL EXPENDITURES	2022-2023 ORIGINAL BUDGET	2022-2023 YEAR TO DATE EXPENDITURES	2023-2024 ADOPTED BUDGET
0033 FINAL EFFLUENT BUILDING					
PERSONAL SERVICES					
00330161 FINAL SALARIES OPERATORS	206,938.56	199,095.07	134,909.00	133,369.20	191,036.00
TOTAL PERSONAL SERVICES	206,938.56	199,095.07	134,909.00	133,369.20	191,036.00
SUPPLIES					
00330105 FINAL SUPPLIES	551,417.99	988,503.29	1,543,993.42	1,289,292.93	2,672,740.00
TOTAL SUPPLIES	551,417.99	988,503.29	1,543,993.42	1,289,292.93	2,672,740.00
SERVICES					
00330106 FINAL SERVICES	.00	.00	.00	.00	.00
TOTAL SERVICES	.00	.00	.00	.00	.00
CAPITAL OUTLAY					
00330107 FINAL CAPITAL OUTLAY	.00	.00	.00	.00	.00
TOTAL CAPITAL OUTLAY	.00	.00	.00	.00	.00
TOTAL 0033 FINAL EFFLUENT BUILDING	758,356.55	1,187,598.36	1,678,902.42	1,422,662.13	2,863,776.00

CITY OF BUFFALO
 BUFFALO SEWER AUTHORITY
 APPROPRIATION BY OBJECT DETAIL

	2020-2021 ACTUAL EXPENDITURES	2021-2022 ACTUAL EXPENDITURES	2022-2023 ORIGINAL BUDGET	2022-2023 YEAR TO DATE EXPENDITURES	2023-2024 ADOPTED BUDGET
0034 THICKENER AREA-INCL FLT EQUIP					
SUPPLIES					
00340105 THICK SUPPLIES	288,634.92	427,801.33	505,800.00	299,051.69	582,800.00
TOTAL SUPPLIES	288,634.92	427,801.33	505,800.00	299,051.69	582,800.00
SERVICES					
00340106 THICK SERVICES	.00	.00	.00	.00	.00
TOTAL SERVICES	.00	.00	.00	.00	.00
TOTAL 0034 THICKENER AREA-INCL FLT EQUIP	288,634.92	427,801.33	505,800.00	299,051.69	582,800.00

CITY OF BUFFALO
 BUFFALO SEWER AUTHORITY
 APPROPRIATION BY OBJECT DETAIL

	2020-2021 ACTUAL EXPENDITURES	2021-2022 ACTUAL EXPENDITURES	2022-2023 ORIGINAL BUDGET	2022-2023 YEAR TO DATE EXPENDITURES	2023-2024 ADOPTED BUDGET
0035 FILTER FEED AREA-INCL MIX TNKS					
SUPPLIES					
00350105 FILT SUPPLIES	675.00	98,525.25	29,200.00	.00	27,000.00
TOTAL SUPPLIES	675.00	98,525.25	29,200.00	.00	27,000.00
SERVICES					
00350106 FILT SERVICES	.00	.00	.00	.00	.00
TOTAL SERVICES	.00	.00	.00	.00	.00
CAPITAL OUTLAY					
00350107 FILT CAPITAL OUTLAY	.00	.00	.00	.00	.00
TOTAL CAPITAL OUTLAY	.00	.00	.00	.00	.00
TOTAL 0035 FILTER FEED AREA-INCL MIX TNKS	675.00	98,525.25	29,200.00	.00	27,000.00

CITY OF BUFFALO
BUFFALO SEWER AUTHORITY
APPROPRIATION BY OBJECT DETAIL

	2020-2021 ACTUAL EXPENDITURES	2021-2022 ACTUAL EXPENDITURES	2022-2023 ORIGINAL BUDGET	2022-2023 YEAR TO DATE EXPENDITURES	2023-2024 ADOPTED BUDGET
0036 SLUDGE DEWATERING-PRESSES/CONV					
PERSONAL SERVICES					
00360161 DEWAT SALARIES OPERATORS	647,184.45	627,895.18	505,906.00	436,042.58	615,545.00
TOTAL PERSONAL SERVICES	647,184.45	627,895.18	505,906.00	436,042.58	615,545.00
UTILITIES					
00360103 DEWAT UTILITIES	74,656.17	198,627.79	229,150.00	257,034.69	230,000.00
TOTAL UTILITIES	74,656.17	198,627.79	229,150.00	257,034.69	230,000.00
SUPPLIES					
00360105 DEWAT SUPPLIES	724,337.89	1,000,398.88	1,530,300.00	967,020.07	1,659,560.00
TOTAL SUPPLIES	724,337.89	1,000,398.88	1,530,300.00	967,020.07	1,659,560.00
SERVICES					
00360106 DEWAT SERVICES	.00	885.73	2,800.00	2,745.88	.00
TOTAL SERVICES	.00	885.73	2,800.00	2,745.88	.00
CAPITAL OUTLAY					
00360107 DEWAT CAPITAL OUTLAY	.00	.00	.00	.00	.00
TOTAL CAPITAL OUTLAY	.00	.00	.00	.00	.00
TOTAL 0036 SLUDGE DEWATERING-PRESSES/CONV	1,446,178.51	1,827,807.58	2,268,156.00	1,662,843.22	2,505,105.00

CITY OF BUFFALO
BUFFALO SEWER AUTHORITY
APPROPRIATION BY OBJECT DETAIL

	2020-2021 ACTUAL EXPENDITURES	2021-2022 ACTUAL EXPENDITURES	2022-2023 ORIGINAL BUDGET	2022-2023 YEAR TO DATE EXPENDITURES	2023-2024 ADOPTED BUDGET
0037 CENTRIFUGE					
SUPPLIES					
00370105 CENTRIFUGE SUPPLIES	36,454.22	38,804.55	255,000.00	132,098.36	112,000.00
TOTAL SUPPLIES	36,454.22	38,804.55	255,000.00	132,098.36	112,000.00
SERVICES					
00370106 CENTRIFUGE SERVICES	13,520.65	2,800.00	88,500.00	.00	30,000.00
TOTAL SERVICES	13,520.65	2,800.00	88,500.00	.00	30,000.00
CAPITAL OUTLAY					
00370107 CENTRIFUGE CAPITAL OUTLAY	.00	.00	.00	.00	.00
TOTAL CAPITAL OUTLAY	.00	.00	.00	.00	.00
TOTAL 0037 CENTRIFUGE	49,974.87	41,604.55	343,500.00	132,098.36	142,000.00

CITY OF BUFFALO
BUFFALO SEWER AUTHORITY
APPROPRIATION BY OBJECT DETAIL

	2020-2021 ACTUAL EXPENDITURES	2021-2022 ACTUAL EXPENDITURES	2022-2023 ORIGINAL BUDGET	2022-2023 YEAR TO DATE EXPENDITURES	2023-2024 ADOPTED BUDGET
0038 INCINERATION-INCL ASH HANDLING					
PERSONAL SERVICES					
00380131 INCIN SALARIES SUPERVISION	94,191.19	121,716.86	98,003.00	83,626.37	167,008.00
00380161 INCIN SALARIES OPERATORS	791,443.09	806,552.85	939,502.00	539,715.20	738,107.00
TOTAL PERSONAL SERVICES	885,634.28	928,269.71	1,037,505.00	623,341.57	905,115.00
UTILITIES					
00380103 INCIN UTILITIES	698,044.26	1,093,247.93	1,030,000.00	875,826.33	1,100,000.00
TOTAL UTILITIES	698,044.26	1,093,247.93	1,030,000.00	875,826.33	1,100,000.00
TRAVEL AND MEMBERSHIPS					
00380104 INCIN TRAVEL	.00	.00	.00	.00	.00
TOTAL TRAVEL AND MEMBERSHIPS	.00	.00	.00	.00	.00
SUPPLIES					
00380105 INCIN SUPPLIES	256,491.50	222,473.80	389,313.50	165,651.68	399,522.00
TOTAL SUPPLIES	256,491.50	222,473.80	389,313.50	165,651.68	399,522.00
SERVICES					
00380106 INCIN SERVICES	1,151,661.66	1,696,792.92	1,877,049.00	1,068,692.57	1,756,706.00
TOTAL SERVICES	1,151,661.66	1,696,792.92	1,877,049.00	1,068,692.57	1,756,706.00
CAPITAL OUTLAY					
00380107 INCIN CAPITAL OUTLAY	27,134.00	4,766.00	13,492.50	.00	275,000.00
TOTAL CAPITAL OUTLAY	27,134.00	4,766.00	13,492.50	.00	275,000.00
TOTAL 0038 INCINERATION-INCL ASH HANDLING	3,018,965.70	3,945,550.36	4,347,360.00	2,733,512.15	4,436,343.00

CITY OF BUFFALO
 BUFFALO SEWER AUTHORITY
 APPROPRIATION BY OBJECT DETAIL

	2020-2021 ACTUAL EXPENDITURES	2021-2022 ACTUAL EXPENDITURES	2022-2023 ORIGINAL BUDGET	2022-2023 YEAR TO DATE EXPENDITURES	2023-2024 ADOPTED BUDGET
0039 HAMBURG DRAIN FLOAT CTRL FACIL					
UTILITIES					
00390103 HAMBURG DRAIN FLOATABLE UT	16,905.53	23,227.39	30,000.00	11,127.23	40,000.00
TOTAL UTILITIES	16,905.53	23,227.39	30,000.00	11,127.23	40,000.00
SUPPLIES					
00390105 HAMBURG DRAIN FLOATABLE SU	11,444.83	60,880.62	12,305.00	7,477.18	52,905.00
TOTAL SUPPLIES	11,444.83	60,880.62	12,305.00	7,477.18	52,905.00
SERVICES					
00390106 HAMBURG DRAIN FLOATABLE SV	.00	.00	10,000.00	.00	.00
TOTAL SERVICES	.00	.00	10,000.00	.00	.00
TOTAL 0039 HAMBURG DRAIN FLOAT CTRL FACIL	28,350.36	84,108.01	52,305.00	18,604.41	92,905.00

CITY OF BUFFALO
 BUFFALO SEWER AUTHORITY
 APPROPRIATION BY OBJECT DETAIL

	2020-2021 ACTUAL EXPENDITURES	2021-2022 ACTUAL EXPENDITURES	2022-2023 ORIGINAL BUDGET	2022-2023 YEAR TO DATE EXPENDITURES	2023-2024 ADOPTED BUDGET
0040 SOUTH BUFFALO PUMP STATION					
PERSONAL SERVICES					
00400161 SOUTH SALARIES OPERATORS	.00	.00	.00	.00	1.00
TOTAL PERSONAL SERVICES	.00	.00	.00	.00	1.00
UTILITIES					
00400103 SOUTH UTILITIES	58,117.84	87,167.38	71,050.00	54,168.35	65,200.00
TOTAL UTILITIES	58,117.84	87,167.38	71,050.00	54,168.35	65,200.00
SUPPLIES					
00400105 SOUTH SUPPLIES	43,901.82	3,650.00	30,200.00	7,443.15	94,450.00
TOTAL SUPPLIES	43,901.82	3,650.00	30,200.00	7,443.15	94,450.00
SERVICES					
00400106 SOUTH SERVICES	.00	.00	.00	.00	.00
TOTAL SERVICES	.00	.00	.00	.00	.00
TOTAL 0040 SOUTH BUFFALO PUMP STATION	102,019.66	90,817.38	101,250.00	61,611.50	159,651.00

CITY OF BUFFALO
 BUFFALO SEWER AUTHORITY
 APPROPRIATION BY OBJECT DETAIL

	2020-2021 ACTUAL EXPENDITURES	2021-2022 ACTUAL EXPENDITURES	2022-2023 ORIGINAL BUDGET	2022-2023 YEAR TO DATE EXPENDITURES	2023-2024 ADOPTED BUDGET
0041 HAMBURG STREET					
UTILITIES					
00410103 HAMBURG UTILITIES	27,238.23	31,300.02	31,800.00	21,902.30	33,800.00
TOTAL UTILITIES	27,238.23	31,300.02	31,800.00	21,902.30	33,800.00
SUPPLIES					
00410105 HAMBURG SUPPLIES	1,412.61	1,485.00	12,700.00	.00	45,500.00
TOTAL SUPPLIES	1,412.61	1,485.00	12,700.00	.00	45,500.00
SERVICES					
00410106 HAMBURG SERVICES	.00	.00	315.00	.00	315.00
TOTAL SERVICES	.00	.00	315.00	.00	315.00
TOTAL 0041 HAMBURG STREET	28,650.84	32,785.02	44,815.00	21,902.30	79,615.00

CITY OF BUFFALO
 BUFFALO SEWER AUTHORITY
 APPROPRIATION BY OBJECT DETAIL

	2020-2021 ACTUAL EXPENDITURES	2021-2022 ACTUAL EXPENDITURES	2022-2023 ORIGINAL BUDGET	2022-2023 YEAR TO DATE EXPENDITURES	2023-2024 ADOPTED BUDGET
0042 AMHERST QUARRY					
UTILITIES					
00420103 AMHERST UTILITIES	14,224.57	23,106.70	25,100.00	17,676.77	25,700.00
TOTAL UTILITIES	14,224.57	23,106.70	25,100.00	17,676.77	25,700.00
SUPPLIES					
00420105 AMHERST SUPPLIES	47,039.75	15,566.10	2,500.00	.00	17,500.00
TOTAL SUPPLIES	47,039.75	15,566.10	2,500.00	.00	17,500.00
SERVICES					
00420106 AMHERST SERVICES	800.00	1,754.00	.00	.00	.00
TOTAL SERVICES	800.00	1,754.00	.00	.00	.00
TOTAL 0042 AMHERST QUARRY	62,064.32	40,426.80	27,600.00	17,676.77	43,200.00

CITY OF BUFFALO
 BUFFALO SEWER AUTHORITY
 APPROPRIATION BY OBJECT DETAIL

	2020-2021 ACTUAL EXPENDITURES	2021-2022 ACTUAL EXPENDITURES	2022-2023 ORIGINAL BUDGET	2022-2023 YEAR TO DATE EXPENDITURES	2023-2024 ADOPTED BUDGET
0043 BABCOCK STREET					
UTILITIES					
00430103 BABCOCK UTILITIES	6,950.76	3,387.82	10,000.00	.00	10,000.00
TOTAL UTILITIES	6,950.76	3,387.82	10,000.00	.00	10,000.00
SUPPLIES					
00430105 BABCOCK SUPPLIES	16,744.00	.00	.00	.00	.00
TOTAL SUPPLIES	16,744.00	.00	.00	.00	.00
SERVICES					
00430106 BABCOCK SERVICES	.00	.00	.00	.00	.00
TOTAL SERVICES	.00	.00	.00	.00	.00
TOTAL 0043 BABCOCK STREET	23,694.76	3,387.82	10,000.00	.00	10,000.00

CITY OF BUFFALO
BUFFALO SEWER AUTHORITY
APPROPRIATION BY OBJECT DETAIL

	2020-2021 ACTUAL EXPENDITURES	2021-2022 ACTUAL EXPENDITURES	2022-2023 ORIGINAL BUDGET	2022-2023 YEAR TO DATE EXPENDITURES	2023-2024 ADOPTED BUDGET
0044 KELLY ISLAND - S STATION					
UTILITIES					
00440103 KELLYS UTILITES	8,914.73	7,573.34	9,500.00	4,904.20	9,500.00
TOTAL UTILITIES	8,914.73	7,573.34	9,500.00	4,904.20	9,500.00
SUPPLIES					
00440105 KELLYS SUPPLIES	18,214.67	.00	13,800.00	10,850.00	7,450.00
TOTAL SUPPLIES	18,214.67	.00	13,800.00	10,850.00	7,450.00
SERVICES					
00440106 KELLYS SERVICES	.00	.00	2,000.00	.00	2,000.00
TOTAL SERVICES	.00	.00	2,000.00	.00	2,000.00
CAPITAL OUTLAY					
00440107 KELLYS CAPITAL OUTLAY	.00	.00	.00	.00	.00
TOTAL CAPITAL OUTLAY	.00	.00	.00	.00	.00
TOTAL 0044 KELLY ISLAND - S STATION	27,129.40	7,573.34	25,300.00	15,754.20	18,950.00

CITY OF BUFFALO
 BUFFALO SEWER AUTHORITY
 APPROPRIATION BY OBJECT DETAIL

	2020-2021 ACTUAL EXPENDITURES	2021-2022 ACTUAL EXPENDITURES	2022-2023 ORIGINAL BUDGET	2022-2023 YEAR TO DATE EXPENDITURES	2023-2024 ADOPTED BUDGET
0045 KELLY ISLAND - F STATION					
UTILITIES					
00450103 KELLYF UTILITIES	460.80	282.68	5,000.00	149.08	5,000.00
TOTAL UTILITIES	460.80	282.68	5,000.00	149.08	5,000.00
SUPPLIES					
00450105 KELLYF SUPPLIES	.00	.00	.00	.00	.00
TOTAL SUPPLIES	.00	.00	.00	.00	.00
SERVICES					
00450106 KELLYF SERVICES	.00	.00	.00	.00	.00
TOTAL SERVICES	.00	.00	.00	.00	.00
TOTAL 0045 KELLY ISLAND - F STATION	460.80	282.68	5,000.00	149.08	5,000.00

CITY OF BUFFALO
BUFFALO SEWER AUTHORITY
APPROPRIATION BY OBJECT DETAIL

	2020-2021 ACTUAL EXPENDITURES	2021-2022 ACTUAL EXPENDITURES	2022-2023 ORIGINAL BUDGET	2022-2023 YEAR TO DATE EXPENDITURES	2023-2024 ADOPTED BUDGET
0046 KELLY ISLAND - X STATION					
UTILITIES					
00460103 KELLYX UTILITIES	4,193.04	4,939.99	4,500.00	4,434.88	4,500.00
TOTAL UTILITIES	4,193.04	4,939.99	4,500.00	4,434.88	4,500.00
SUPPLIES					
00460105 KELLYX SUPPLIES	6,758.00	.00	4,415.00	.00	122,000.00
TOTAL SUPPLIES	6,758.00	.00	4,415.00	.00	122,000.00
SERVICES					
00460106 KELLYX SERVICES	.00	.00	.00	.00	.00
TOTAL SERVICES	.00	.00	.00	.00	.00
CAPITAL OUTLAY					
00460107 KELLYX CAPITAL OUTLAY	.00	.00	.00	.00	.00
TOTAL CAPITAL OUTLAY	.00	.00	.00	.00	.00
TOTAL 0046 KELLY ISLAND - X STATION	10,951.04	4,939.99	8,915.00	4,434.88	126,500.00

CITY OF BUFFALO
 BUFFALO SEWER AUTHORITY
 APPROPRIATION BY OBJECT DETAIL

	2020-2021 ACTUAL EXPENDITURES	2021-2022 ACTUAL EXPENDITURES	2022-2023 ORIGINAL BUDGET	2022-2023 YEAR TO DATE EXPENDITURES	2023-2024 ADOPTED BUDGET
0047 WATERFRONT VILLAGE					
UTILITIES					
00470103 WATER UTILITIES	1,750.58	1,451.32	1,600.00	1,398.41	1,600.00
TOTAL UTILITIES	1,750.58	1,451.32	1,600.00	1,398.41	1,600.00
SUPPLIES					
00470105 WATER SUPPLIES	154.73	2,654.24	11,000.00	.00	16,000.00
TOTAL SUPPLIES	154.73	2,654.24	11,000.00	.00	16,000.00
SERVICES					
00470106 WATER SERVICES	.00	.00	.00	.00	.00
TOTAL SERVICES	.00	.00	.00	.00	.00
CAPITAL OUTLAY					
00470107 WATER CAPITAL OUTLAY	.00	.00	.00	.00	.00
TOTAL CAPITAL OUTLAY	.00	.00	.00	.00	.00
TOTAL 0047 WATERFRONT VILLAGE	1,905.31	4,105.56	12,600.00	1,398.41	17,600.00

CITY OF BUFFALO
 BUFFALO SEWER AUTHORITY
 APPROPRIATION BY OBJECT DETAIL

	2020-2021 ACTUAL EXPENDITURES	2021-2022 ACTUAL EXPENDITURES	2022-2023 ORIGINAL BUDGET	2022-2023 YEAR TO DATE EXPENDITURES	2023-2024 ADOPTED BUDGET
0048 TIFFT STREET					
UTILITIES					
00480103 TIFFT UTILITIES	1,056.70	1,260.83	1,200.00	460.99	1,200.00
TOTAL UTILITIES	1,056.70	1,260.83	1,200.00	460.99	1,200.00
SUPPLIES					
00480105 TIFFT SUPPLIES	.00	350.22	2,250.00	.00	250.00
TOTAL SUPPLIES	.00	350.22	2,250.00	.00	250.00
TOTAL 0048 TIFFT STREET	1,056.70	1,611.05	3,450.00	460.99	1,450.00

CITY OF BUFFALO
 BUFFALO SEWER AUTHORITY
 APPROPRIATION BY OBJECT DETAIL

	2020-2021 ACTUAL EXPENDITURES	2021-2022 ACTUAL EXPENDITURES	2022-2023 ORIGINAL BUDGET	2022-2023 YEAR TO DATE EXPENDITURES	2023-2024 ADOPTED BUDGET
0049 NIAGARA METERING					
UTILITIES					
00490103 NIAGARA UTILITIES	2,292.22	3,901.64	4,500.00	1,929.21	5,500.00
TOTAL UTILITIES	2,292.22	3,901.64	4,500.00	1,929.21	5,500.00
SUPPLIES					
00490105 NIAGARA SUPPLIES	2,302.80	.00	2,400.00	.00	8,500.00
TOTAL SUPPLIES	2,302.80	.00	2,400.00	.00	8,500.00
SERVICES					
00490106 NIAGARA SERVICES	.00	.00	368.00	.00	368.00
TOTAL SERVICES	.00	.00	368.00	.00	368.00
TOTAL 0049 NIAGARA METERING	4,595.02	3,901.64	7,268.00	1,929.21	14,368.00

CITY OF BUFFALO
 BUFFALO SEWER AUTHORITY
 APPROPRIATION BY OBJECT DETAIL

	2020-2021 ACTUAL EXPENDITURES	2021-2022 ACTUAL EXPENDITURES	2022-2023 ORIGINAL BUDGET	2022-2023 YEAR TO DATE EXPENDITURES	2023-2024 ADOPTED BUDGET
0050 WALDEN HEIGHTS					
UTILITIES					
00500103 WALD UTILITES	1,222.88	1,048.41	2,000.00	1,318.01	2,000.00
TOTAL UTILITIES	1,222.88	1,048.41	2,000.00	1,318.01	2,000.00
SUPPLIES					
00500105 WALD SUPPLIES	.00	.00	5,850.00	.00	12,000.00
TOTAL SUPPLIES	.00	.00	5,850.00	.00	12,000.00
SERVICES					
00500106 WALD SERVICES	.00	.00	.00	.00	.00
TOTAL SERVICES	.00	.00	.00	.00	.00
TOTAL 0050 WALDEN HEIGHTS	1,222.88	1,048.41	7,850.00	1,318.01	14,000.00

CITY OF BUFFALO
BUFFALO SEWER AUTHORITY
APPROPRIATION BY OBJECT DETAIL

	2020-2021 ACTUAL EXPENDITURES	2021-2022 ACTUAL EXPENDITURES	2022-2023 ORIGINAL BUDGET	2022-2023 YEAR TO DATE EXPENDITURES	2023-2024 ADOPTED BUDGET
0051 LABORATORY					
PERSONAL SERVICES					
00510101 LAB AUTOMOBILE ALLOWANCE	.00	22,670.34	.00	.00	.00
00510151 LAB SALARIES TECHNICAL	360,898.11	347,259.71	433,575.00	262,369.51	445,904.00
00510161 LAB SALARIES OPERATORS	70,358.01	102,029.39	58,534.00	67,392.19	106,347.00
TOTAL PERSONAL SERVICES	431,256.12	471,959.44	492,109.00	329,761.70	552,251.00
TRAVEL AND MEMBERSHIPS					
00510104 LAB TRAVEL EXPENSES	.00	.00	1,000.00	275.00	1,000.00
TOTAL TRAVEL AND MEMBERSHIPS	.00	.00	1,000.00	275.00	1,000.00
SUPPLIES					
00510105 LAB SUPPLIES	29,338.67	64,798.64	53,550.00	32,855.95	60,950.00
TOTAL SUPPLIES	29,338.67	64,798.64	53,550.00	32,855.95	60,950.00
SERVICES					
00510106 LAB SERVICES	2,756.31	883.50	5,950.00	86.50	6,000.00
TOTAL SERVICES	2,756.31	883.50	5,950.00	86.50	6,000.00
CAPITAL OUTLAY					
00510107 LAB CAPITAL OUTLAY	3,002.31	14,234.92	7,000.00	.00	2,000.00
TOTAL CAPITAL OUTLAY	3,002.31	14,234.92	7,000.00	.00	2,000.00
TOTAL 0051 LABORATORY	466,353.41	551,876.50	559,609.00	362,979.15	622,201.00

CITY OF BUFFALO
BUFFALO SEWER AUTHORITY
APPROPRIATION BY OBJECT DETAIL

	2020-2021 ACTUAL EXPENDITURES	2021-2022 ACTUAL EXPENDITURES	2022-2023 ORIGINAL BUDGET	2022-2023 YEAR TO DATE EXPENDITURES	2023-2024 ADOPTED BUDGET
0052 MAINTENANCE					
PERSONAL SERVICES					
00520101 MAINT AUTOMOBILE ALLOWANCE	705.00	2,037.00	.00	1,998.00	.00
00520131 MAINT SALARIES SUPERVISION	293,912.65	340,856.44	286,547.00	275,492.54	253,794.00
00520161 MAINT SALARIES OPERATORS	399,178.17	313,779.13	353,092.00	198,271.03	335,427.00
00520171 MAINT SALARIES REPAIR MECH	1,152,687.98	1,180,457.88	1,577,928.00	764,023.00	1,112,128.00
TOTAL PERSONAL SERVICES	1,846,483.80	1,837,130.45	2,217,567.00	1,239,784.57	1,701,349.00
TRAVEL AND MEMBERSHIPS					
00520104 MAINT TRAVEL EXPENSES	.00	3,206.36	1,500.00	.00	3,000.00
TOTAL TRAVEL AND MEMBERSHIPS	.00	3,206.36	1,500.00	.00	3,000.00
SUPPLIES					
00520105 MAINT SUPPLIES	237,241.01	309,142.44	295,925.00	253,796.45	359,805.00
TOTAL SUPPLIES	237,241.01	309,142.44	295,925.00	253,796.45	359,805.00
SERVICES					
00520106 MAINT SERVICES	2,922,868.26	1,801,025.02	3,936,509.00	1,407,070.77	5,203,280.00
TOTAL SERVICES	2,922,868.26	1,801,025.02	3,936,509.00	1,407,070.77	5,203,280.00
CAPITAL OUTLAY					
00520107 MAINT CAPITAL OUTLAY	33,262.73	130,397.02	41,496.58	48,000.00	140,000.00
TOTAL CAPITAL OUTLAY	33,262.73	130,397.02	41,496.58	48,000.00	140,000.00
TOTAL 0052 MAINTENANCE	5,039,855.80	4,080,901.29	6,492,997.58	2,948,651.79	7,407,434.00

CITY OF BUFFALO
BUFFALO SEWER AUTHORITY
APPROPRIATION BY OBJECT DETAIL

	2020-2021 ACTUAL EXPENDITURES	2021-2022 ACTUAL EXPENDITURES	2022-2023 ORIGINAL BUDGET	2022-2023 YEAR TO DATE EXPENDITURES	2023-2024 ADOPTED BUDGET
0053 YARDS & GROUNDS					
PERSONAL SERVICES					
00530131 YARDS SALARIES SUPERVISION	157,452.66	156,720.07	89,666.00	72,932.64	147,242.00
00530161 YARDS SALARIES OPERATORS	1,103,259.44	1,380,391.88	1,091,306.00	1,112,185.20	1,430,425.00
TOTAL PERSONAL SERVICES	1,260,712.10	1,537,111.95	1,180,972.00	1,185,117.84	1,577,667.00
UTILITIES					
00530103 YARD UTILITES	8,806.73	14,809.17	10,750.00	10,018.98	6,000.00
TOTAL UTILITIES	8,806.73	14,809.17	10,750.00	10,018.98	6,000.00
SUPPLIES					
00530105 YARDS SUPPLIES	27,472.83	28,521.96	35,600.00	23,963.39	46,600.00
TOTAL SUPPLIES	27,472.83	28,521.96	35,600.00	23,963.39	46,600.00
SERVICES					
00530106 YARDS SERVICES	51,375.00	.00	1,000.00	.00	1,000.00
TOTAL SERVICES	51,375.00	.00	1,000.00	.00	1,000.00
CAPITAL OUTLAY					
00530107 YARDS CAPITAL OUTLAY	10,277.40	22,627.81	.00	.00	3,200.00
TOTAL CAPITAL OUTLAY	10,277.40	22,627.81	.00	.00	3,200.00
TOTAL 0053 YARDS & GROUNDS	1,358,644.06	1,603,070.89	1,228,322.00	1,219,100.21	1,634,467.00
TOTAL 92 BSA WASTEWATER TREATMENT PLANT	21,680,183.76	23,179,049.06	25,889,818.00	17,091,133.17	31,367,579.00

CITY OF BUFFALO
BUFFALO SEWER AUTHORITY
APPROPRIATION BY OBJECT DETAIL

	2020-2021 ACTUAL EXPENDITURES	2021-2022 ACTUAL EXPENDITURES	2022-2023 ORIGINAL BUDGET	2022-2023 YEAR TO DATE EXPENDITURES	2023-2024 ADOPTED BUDGET
93 BSA INDUSTRIAL WASTE DIVISION					
0055 INDUSTRIAL WASTE SECTION					
PERSONAL SERVICES					
00550121 IWS SALARIES CLERICAL	53,645.50	54,726.68	55,633.00	36,210.11	56,633.00
00550151 IWS SALARIES TECHNICAL	104,070.87	107,574.30	108,210.00	64,548.45	85,892.00
00550161 IWS SALARIES OPERATORS	355,498.64	345,066.76	402,117.00	232,634.31	427,434.00
TOTAL PERSONAL SERVICES	513,215.01	507,367.74	565,960.00	333,392.87	569,959.00
TRAVEL AND MEMBERSHIPS					
00550104 IWS TRAVEL EXPENSES	.00	1,117.00	3,000.00	.00	900.00
TOTAL TRAVEL AND MEMBERSHIPS	.00	1,117.00	3,000.00	.00	900.00
SUPPLIES					
00550105 IWS SUPPLIES	16,450.28	15,689.16	21,647.00	11,823.36	20,400.00
TOTAL SUPPLIES	16,450.28	15,689.16	21,647.00	11,823.36	20,400.00
SERVICES					
00550106 IWS SERVICES	218,643.78	222,193.21	208,284.00	146,082.36	258,264.00
TOTAL SERVICES	218,643.78	222,193.21	208,284.00	146,082.36	258,264.00
CAPITAL OUTLAY					
00550107 IWS CAPITAL OUTLAY	13,920.99	27,967.69	10,333.00	10,280.02	5,500.00
TOTAL CAPITAL OUTLAY	13,920.99	27,967.69	10,333.00	10,280.02	5,500.00
TOTAL 0055 INDUSTRIAL WASTE SECTION	762,230.06	774,334.80	809,224.00	501,578.61	855,023.00
TOTAL 93 BSA INDUSTRIAL WASTE DIVISION	762,230.06	774,334.80	809,224.00	501,578.61	855,023.00

CITY OF BUFFALO
BUFFALO SEWER AUTHORITY
APPROPRIATION BY OBJECT DETAIL

	2020-2021 ACTUAL EXPENDITURES	2021-2022 ACTUAL EXPENDITURES	2022-2023 ORIGINAL BUDGET	2022-2023 YEAR TO DATE EXPENDITURES	2023-2024 ADOPTED BUDGET
94 BSA ENGINEERING DIVISION					
0060 ENGINEERING					
PERSONAL SERVICES					
00600101 ENG AUTOMOBILE ALLOWANCE	.00	.00	.00	.00	.00
00600111 ENG SALARIES EXECUTIVE	.00	120,068.84	124,220.00	85,897.05	129,112.00
00600121 ENG SALARIES CLERICAL	.00	.00	46,526.00	.00	1.00
00600131 ENG SALARIES - SUPERVISION	.00	.00	.00	.00	.00
00600161 ENG SALARIES OPERATORS	786,800.99	771,881.76	921,958.00	414,656.33	1,004,441.00
TOTAL PERSONAL SERVICES	786,800.99	891,950.60	1,092,704.00	500,553.38	1,133,554.00
UTILITIES					
00600103 ENGINEERING TELEPHONE	19,871.75	38,750.35	35,000.00	19,886.94	45,000.00
TOTAL UTILITIES	19,871.75	38,750.35	35,000.00	19,886.94	45,000.00
TRAVEL AND MEMBERSHIPS					
00600104 ENG TRAVEL EXPENSES	2,952.22	24,076.70	27,750.00	14,310.58	37,000.00
TOTAL TRAVEL AND MEMBERSHIPS	2,952.22	24,076.70	27,750.00	14,310.58	37,000.00
SUPPLIES					
00600105 ENG SUPPLIES	565.48	2,626.42	3,800.00	1,342.07	4,000.00
TOTAL SUPPLIES	565.48	2,626.42	3,800.00	1,342.07	4,000.00
SERVICES					
00600106 ENG SERVICES	223,956.84	249,243.75	377,820.00	164,187.49	358,979.00
TOTAL SERVICES	223,956.84	249,243.75	377,820.00	164,187.49	358,979.00
CAPITAL OUTLAY					
00600107 ENG CAPITAL OUTLAY	.00	.00	63,000.00	26,805.00	65,000.00
TOTAL CAPITAL OUTLAY	.00	.00	63,000.00	26,805.00	65,000.00
TOTAL 0060 ENGINEERING	1,034,147.28	1,206,647.82	1,600,074.00	727,085.46	1,643,533.00
TOTAL 94 BSA ENGINEERING DIVISION	1,034,147.28	1,206,647.82	1,600,074.00	727,085.46	1,643,533.00

CITY OF BUFFALO
BUFFALO SEWER AUTHORITY
APPROPRIATION BY OBJECT DETAIL

	2020-2021 ACTUAL EXPENDITURES	2021-2022 ACTUAL EXPENDITURES	2022-2023 ORIGINAL BUDGET	2022-2023 YEAR TO DATE EXPENDITURES	2023-2024 ADOPTED BUDGET
95 BSA SEWER MAINTENANCE DIVISION					
0065 SEWER MAINTENANCE OFFICE					
PERSONAL SERVICES					
00650101 SWRMA AUTOMOBILE ALLOWANCE	.00	.00	.00	.00	6,000.00
00650121 SWRMA SALARIES CLERICAL	94,969.99	112,324.24	124,089.00	87,247.12	168,121.00
00650131 SWRMA SALARIES SUPERVISION	129,906.57	145,207.08	226,379.00	157,417.11	236,994.00
00650161 SWRM	33,611.67	50,402.68	109,271.00	37,248.81	55,221.00
TOTAL PERSONAL SERVICES	258,488.23	307,934.00	459,739.00	281,913.04	466,336.00
UTILITIES					
00650103 SWRMA UTILITIES	36,300.73	45,666.17	88,230.00	15,230.23	79,500.00
TOTAL UTILITIES	36,300.73	45,666.17	88,230.00	15,230.23	79,500.00
TRAVEL AND MEMBERSHIPS					
00650104 SWRMA TRAVEL EXPENSES	.00	.00	5,575.00	2,173.12	11,900.00
TOTAL TRAVEL AND MEMBERSHIPS	.00	.00	5,575.00	2,173.12	11,900.00
SUPPLIES					
00650105 SWRMA SUPPLIES	1,096.65	2,175.40	2,250.00	760.98	2,250.00
TOTAL SUPPLIES	1,096.65	2,175.40	2,250.00	760.98	2,250.00
SERVICES					
00650106 SWRMA SERVICES	81,077.74	56,984.52	189,280.00	43,268.64	249,600.00
TOTAL SERVICES	81,077.74	56,984.52	189,280.00	43,268.64	249,600.00
CAPITAL OUTLAY					
00650107 SWRMA CAPITAL OUTLAY	.00	.00	1,000.00	.00	500.00
TOTAL CAPITAL OUTLAY	.00	.00	1,000.00	.00	500.00
OTHER					

CITY OF BUFFALO
 BUFFALO SEWER AUTHORITY
 APPROPRIATION BY OBJECT DETAIL

	2020-2021 ACTUAL EXPENDITURES	2021-2022 ACTUAL EXPENDITURES	2022-2023 ORIGINAL BUDGET	2022-2023 YEAR TO DATE EXPENDITURES	2023-2024 ADOPTED BUDGET
00650108 SWRMA INSURANCE	17,542.18	14,179.46	15,000.00	16,445.51	15,000.00
TOTAL OTHER	17,542.18	14,179.46	15,000.00	16,445.51	15,000.00
TOTAL 0065 SEWER MAINTENANCE OFFICE	394,505.53	426,939.55	761,074.00	359,791.52	825,086.00

CITY OF BUFFALO
BUFFALO SEWER AUTHORITY
APPROPRIATION BY OBJECT DETAIL

	2020-2021 ACTUAL EXPENDITURES	2021-2022 ACTUAL EXPENDITURES	2022-2023 ORIGINAL BUDGET	2022-2023 YEAR TO DATE EXPENDITURES	2023-2024 ADOPTED BUDGET
0066 SEWER REPAIR FUNCTION					
PERSONAL SERVICES					
00660101 SWRRE AUTOMOBILE ALLOWANCE	.00	.00	.00	.00	.00
00660131 SWRRE SALARIES SUPERVISION	138,982.54	175,274.99	205,478.00	164,649.76	204,403.00
00660161 SWRR	54,102.56	1,643.18	113,538.00	.00	113,663.00
00660171 SWRRE SALARIES REPAIR MECH	722,117.89	739,463.86	922,327.00	501,811.88	914,900.00
TOTAL PERSONAL SERVICES	915,202.99	916,382.03	1,241,343.00	666,461.64	1,232,966.00
SUPPLIES					
00660105 SWRRE SUPPLIES	378,223.75	368,117.81	495,000.00	172,678.38	434,500.00
TOTAL SUPPLIES	378,223.75	368,117.81	495,000.00	172,678.38	434,500.00
SERVICES					
00660106 SWRRE SERVICES	142,922.24	124,486.25	155,500.00	96,229.66	175,500.00
TOTAL SERVICES	142,922.24	124,486.25	155,500.00	96,229.66	175,500.00
CAPITAL OUTLAY					
00660107 SWRRE CAPITAL OUTLAY	9,065.00	37,980.84	20,000.00	30,461.26	15,000.00
TOTAL CAPITAL OUTLAY	9,065.00	37,980.84	20,000.00	30,461.26	15,000.00
TOTAL 0066 SEWER REPAIR FUNCTION	1,445,413.98	1,446,966.93	1,911,843.00	965,830.94	1,857,966.00

CITY OF BUFFALO
BUFFALO SEWER AUTHORITY
APPROPRIATION BY OBJECT DETAIL

	2020-2021 ACTUAL EXPENDITURES	2021-2022 ACTUAL EXPENDITURES	2022-2023 ORIGINAL BUDGET	2022-2023 YEAR TO DATE EXPENDITURES	2023-2024 ADOPTED BUDGET
0067 SEWER CLEANING FUNCTION					
PERSONAL SERVICES					
00670131 SWRCL SALARIES SUPERVISION	332,878.06	426,741.54	474,459.00	280,407.54	415,359.00
00670161 SWRCL SALARIES OPERATORS	1,235,749.62	1,132,680.40	1,258,910.00	548,711.48	1,125,855.00
TOTAL PERSONAL SERVICES	1,568,627.68	1,559,421.94	1,733,369.00	829,119.02	1,541,214.00
SUPPLIES					
00670105 SWRCL SUPPLIES	40,246.11	92,637.27	52,000.00	34,870.13	50,000.00
TOTAL SUPPLIES	40,246.11	92,637.27	52,000.00	34,870.13	50,000.00
SERVICES					
00670106 SWRCL SERVICES	8,459.38	48,035.23	15,000.00	9,026.95	25,000.00
TOTAL SERVICES	8,459.38	48,035.23	15,000.00	9,026.95	25,000.00
CAPITAL OUTLAY					
00670107 SWRCL CAPITAL OUTLAY	18,750.00	13,732.28	7,000.00	.00	5,000.00
TOTAL CAPITAL OUTLAY	18,750.00	13,732.28	7,000.00	.00	5,000.00
TOTAL 0067 SEWER CLEANING FUNCTION	1,636,083.17	1,713,826.72	1,807,369.00	873,016.10	1,621,214.00

CITY OF BUFFALO
BUFFALO SEWER AUTHORITY
APPROPRIATION BY OBJECT DETAIL

	2020-2021 ACTUAL EXPENDITURES	2021-2022 ACTUAL EXPENDITURES	2022-2023 ORIGINAL BUDGET	2022-2023 YEAR TO DATE EXPENDITURES	2023-2024 ADOPTED BUDGET
0068 INTERCEPTORS & TRUNK SEWERS					
PERSONAL SERVICES					
00680161 SWRIN SALARIES OPERATORS	.00	.00	.00	.00	.00
TOTAL PERSONAL SERVICES	.00	.00	.00	.00	.00
UTILITIES					
00680103 LONG TERM CONTROL	1,227.81	2,328.68	16,500.00	7,914.77	16,500.00
TOTAL UTILITIES	1,227.81	2,328.68	16,500.00	7,914.77	16,500.00
SUPPLIES					
00680105 LONG TERM CONTROL	.00	.00	37,000.00	1,409.55	50,000.00
TOTAL SUPPLIES	.00	.00	37,000.00	1,409.55	50,000.00
SERVICES					
00680106 LONG TERM CONTROL	.00	.00	.00	.00	.00
TOTAL SERVICES	.00	.00	.00	.00	.00
CAPITAL OUTLAY					
00680107 LONG TERM CONTROL	.00	.00	.00	.00	.00
TOTAL CAPITAL OUTLAY	.00	.00	.00	.00	.00
TOTAL 0068 INTERCEPTORS & TRUNK SEWERS	1,227.81	2,328.68	53,500.00	9,324.32	66,500.00

CITY OF BUFFALO
BUFFALO SEWER AUTHORITY
APPROPRIATION BY OBJECT DETAIL

	2020-2021 ACTUAL EXPENDITURES	2021-2022 ACTUAL EXPENDITURES	2022-2023 ORIGINAL BUDGET	2022-2023 YEAR TO DATE EXPENDITURES	2023-2024 ADOPTED BUDGET
0069 AUTOMOTIVE EQUIPMENT SERVICES					
PERSONAL SERVICES					
00690171 AUTO SALARIES REPAIR MECH	133,638.75	133,303.97	242,133.00	86,760.40	237,408.00
TOTAL PERSONAL SERVICES	133,638.75	133,303.97	242,133.00	86,760.40	237,408.00
SUPPLIES					
00690105 AUTO SUPPLIES	112,887.58	177,608.71	201,400.00	145,109.36	221,400.00
TOTAL SUPPLIES	112,887.58	177,608.71	201,400.00	145,109.36	221,400.00
SERVICES					
00690106 AUTO SERVICES	20,999.09	15,485.16	25,500.00	5,152.12	25,500.00
TOTAL SERVICES	20,999.09	15,485.16	25,500.00	5,152.12	25,500.00
CAPITAL OUTLAY					
00690107 AUTO CAPITAL OUTLAY	692,132.45	309,618.86	488,500.00	1,695.00	505,000.00
TOTAL CAPITAL OUTLAY	692,132.45	309,618.86	488,500.00	1,695.00	505,000.00
TOTAL 0069 AUTOMOTIVE EQUIPMENT SERVICES	959,657.87	636,016.70	957,533.00	238,716.88	989,308.00

CITY OF BUFFALO
BUFFALO SEWER AUTHORITY
APPROPRIATION BY OBJECT DETAIL

	2020-2021 ACTUAL EXPENDITURES	2021-2022 ACTUAL EXPENDITURES	2022-2023 ORIGINAL BUDGET	2022-2023 YEAR TO DATE EXPENDITURES	2023-2024 ADOPTED BUDGET
0070 GREEN INFRASTRUCTURE MAINT					
PERSONAL SERVICES					
00700131 GREEN INFRASTRUCTURE MAINT	.00	.00	139,703.00	66,624.68	200,186.00
00700161 GREEN INFRASTRUCTURE MAINT	.00	.00	245,783.00	44,387.82	559,485.00
TOTAL PERSONAL SERVICES	.00	.00	385,486.00	111,012.50	759,671.00
TRAVEL AND MEMBERSHIPS					
00700104 GI TRAVEL	.00	.00	95.00	95.00	.00
TOTAL TRAVEL AND MEMBERSHIPS	.00	.00	95.00	95.00	.00
SUPPLIES					
00700105 GREEN INFRASTRUCTURE MAINT	18,808.05	17,468.39	29,480.00	12,449.98	38,500.00
TOTAL SUPPLIES	18,808.05	17,468.39	29,480.00	12,449.98	38,500.00
SERVICES					
00700106 GREEN INFRASTRUCTURE MAINT	70,580.50	410,768.59	330,000.00	260,912.13	629,400.00
TOTAL SERVICES	70,580.50	410,768.59	330,000.00	260,912.13	629,400.00
CAPITAL OUTLAY					
00700107 GREEN INFRASTRUCTURE MAINT	6,200.00	97,139.32	64,000.00	.00	415,000.00
TOTAL CAPITAL OUTLAY	6,200.00	97,139.32	64,000.00	.00	415,000.00
TOTAL 0070 GREEN INFRASTRUCTURE MAINT	95,588.55	525,376.30	809,061.00	384,469.61	1,842,571.00
TOTAL 95 BSA SEWER MAINTENANCE DIVISION	4,532,476.91	4,751,454.88	6,300,380.00	2,831,149.37	7,202,645.00

CITY OF BUFFALO
 BUFFALO SEWER AUTHORITY
 APPROPRIATION BY OBJECT DETAIL

	2020-2021 ACTUAL EXPENDITURES	2021-2022 ACTUAL EXPENDITURES	2022-2023 ORIGINAL BUDGET	2022-2023 YEAR TO DATE EXPENDITURES	2023-2024 ADOPTED BUDGET
98 BSA GENERAL FINANCIAL CHARGES					
0080 MISC FINANCIAL CHARGES					
SERVICES					
00800106 FINANCIAL SERVICES	3,899,690.00	3,899,690.00	3,899,690.00	1,949,845.00	3,899,690.00
TOTAL SERVICES	3,899,690.00	3,899,690.00	3,899,690.00	1,949,845.00	3,899,690.00
OTHER					
00800108 FINANCIAL CHARGES	38,198,830.54	31,160,108.34	456,000.00	12,255,560.22	270,000.00
00800183 FINANCIAL CONTINGENCY	.00	.00	1,167,950.00	.00	1,750,000.00
TOTAL OTHER	38,198,830.54	31,160,108.34	1,623,950.00	12,255,560.22	2,020,000.00
TOTAL 0080 MISC FINANCIAL CHARGES	42,098,520.54	35,059,798.34	5,523,640.00	14,205,405.22	5,919,690.00

CITY OF BUFFALO
 BUFFALO SEWER AUTHORITY
 APPROPRIATION BY OBJECT DETAIL

	2020-2021 ACTUAL EXPENDITURES	2021-2022 ACTUAL EXPENDITURES	2022-2023 ORIGINAL BUDGET	2022-2023 YEAR TO DATE EXPENDITURES	2023-2024 ADOPTED BUDGET
0082 FRINGE BENEFITS					
PERSONAL SERVICES					
00820101 FRINGE M. I. T. INCENTIVE	.00	.00	.00	.00	.00
TOTAL PERSONAL SERVICES	.00	.00	.00	.00	.00
FRINGE BENEFITS					
00820102 FRINGE BENEFITS	10,300,067.89	10,051,002.87	11,523,000.00	7,345,251.52	12,628,548.00
TOTAL FRINGE BENEFITS	10,300,067.89	10,051,002.87	11,523,000.00	7,345,251.52	12,628,548.00
SERVICES					
00820106 FRINGE MEDICAL SERVICES	.00	.00	.00	.00	.00
TOTAL SERVICES	.00	.00	.00	.00	.00
TOTAL 0082 FRINGE BENEFITS	10,300,067.89	10,051,002.87	11,523,000.00	7,345,251.52	12,628,548.00

CITY OF BUFFALO
 BUFFALO SEWER AUTHORITY
 APPROPRIATION BY OBJECT DETAIL

	2020-2021 ACTUAL EXPENDITURES	2021-2022 ACTUAL EXPENDITURES	2022-2023 ORIGINAL BUDGET	2022-2023 YEAR TO DATE EXPENDITURES	2023-2024 ADOPTED BUDGET
0085 DEBT SERVICE & RESERVE					
OTHER					
00850108 DEBT PAYMENTS	.00	.00	7,483,571.00	3,470,958.50	8,044,007.00
TOTAL OTHER	.00	.00	7,483,571.00	3,470,958.50	8,044,007.00
TOTAL 0085 DEBT SERVICE & RESERVE	.00	.00	7,483,571.00	3,470,958.50	8,044,007.00

CITY OF BUFFALO
 BUFFALO SEWER AUTHORITY
 APPROPRIATION BY OBJECT DETAIL

	2020-2021 ACTUAL EXPENDITURES	2021-2022 ACTUAL EXPENDITURES	2022-2023 ORIGINAL BUDGET	2022-2023 YEAR TO DATE EXPENDITURES	2023-2024 ADOPTED BUDGET
0088 INTERFUND TRANSFERS					
OTHER					
00880108 INTERFUND TRANSFERS	30,000.00	.00	.00	.00	.00
TOTAL OTHER	30,000.00	.00	.00	.00	.00
TOTAL 0088 INTERFUND TRANSFERS	30,000.00	.00	.00	.00	.00
TOTAL 98 BSA GENERAL FINANCIAL CHARGES	52,428,588.43	45,110,801.21	24,530,211.00	25,021,615.24	26,592,245.00
TOTAL	82,116,046.21	76,750,806.28	61,500,000.00	47,506,128.94	69,750,000.00

Budget Revenue Details

CITY OF BUFFALO
BUFFALO SEWER AUTHORITY
REVENUES BY DEPARTMENT

	2020-2021 ACTUAL REVENUES	2021-2022 ACTUAL REVENUES	2022-2023 ORIGINAL REVENUES	2023-2024 PROPOSED REVENUES
00 NOT ASSIGNED				
0000 NOT ASSIGNED				
399080 REV-OTHER FIN SOURCE CAP LEA	.00	.00	.00	.00
TOTAL 0000 NOT ASSIGNED	.00	.00	.00	.00
TOTAL 00 NOT ASSIGNED	.00	.00	.00	.00
90 BUFFALO SEWER AUTHORITY				
0090 ASSESSMENT CHARGES				
399110 ASSESS SEWER RENT CITY CURRE	11,574,658.27	11,471,884.35	12,050,000.00	19,800,000.00
399120 ASSESS SEWER RENT CITY PRIOR	509,697.09	538,672.75	.00	.00
399130 ASSESS SEWER RENT BMHA	.00	.00	7,600.00	7,600.00
399140 ASSESS SEWER RENT OUTSIDE CU	43,062.56	41,960.48	42,000.00	45,000.00
TOTAL 0090 ASSESSMENT CHARGES	12,127,417.92	12,052,517.58	12,099,600.00	19,852,600.00
0091 WATER USE				
399210 WATER SEWER RENT FLAT RATE	2,090,088.53	2,003,770.20	2,070,000.00	1,900,000.00
399220 WATER SEWER RENT METER MONTH	3,986,417.30	4,135,857.11	4,100,000.00	4,150,000.00
399230 WATER SEWER RENT METER QTRLY	18,291,668.73	18,132,810.92	18,800,000.00	18,000,000.00
399231 SEWER RENT - CROY STREET	.00	.00	.00	.00
399260 WATER SEWER RENT METER MISC	336,471.57	444,319.95	400,000.00	410,000.00
399270 WATER SEWER RENT OUTSIDE CON	.00	.00	.00	.00
TOTAL 0091 WATER USE	24,704,646.13	24,716,758.18	25,370,000.00	24,460,000.00
0092 OUTSIDE CONTRACTS				
399410 CONTRACT ACCOUNTS OUTSIDE CI	12,115,992.78	23,414,325.94	14,250,000.00	13,750,000.00
TOTAL 0092 OUTSIDE CONTRACTS	12,115,992.78	23,414,325.94	14,250,000.00	13,750,000.00
0093 INDUSTRIAL WASTE CHARGES				
399600 INDUSTRIAL WASTE	.00	.00	.00	.00
399610 INDUSTRIAL WASTE SURCHARGES	1,465,899.63	1,699,055.44	1,600,000.00	1,500,000.00
399630 INDUSTRIAL WASTE HAULERS	2,115,380.50	2,761,414.51	2,400,000.00	2,000,000.00
399650 INDUSTRIAL WASTE ANALYTICAL	18,209.07	13,380.54	20,000.00	15,000.00
399670 INDUSTRIAL WASTE ENFORCEMENT	-650.00	4,000.00	.00	.00

CITY OF BUFFALO
BUFFALO SEWER AUTHORITY
REVENUES BY DEPARTMENT

	2020-2021 ACTUAL REVENUES	2021-2022 ACTUAL REVENUES	2022-2023 ORIGINAL REVENUES	2023-2024 PROPOSED REVENUES
399671 INDUSTRIAL WASTE SPILL CLEAN	.00	.00	.00	.00
399675 INDUSTRIAL WASTE SEWER CLEAN	.00	.00	.00	.00
399690 INDUSTRIAL WASTE PERMITS	-37,471.00	27,724.64	15,000.00	10,000.00
TOTAL 0093 INDUSTRIAL WASTE CHARGES	3,561,368.20	4,505,575.13	4,035,000.00	3,525,000.00
0094 INTEREST CHARGES				
399810 INT DEL ASSESS SEWER RENT	157,947.93	147,996.28	200,000.00	170,000.00
399821 INT DEL WATER S/R FLAT RATE	50,701.68	69,144.90	150,000.00	125,000.00
399822 INT DEL WATER S/R METER QTRL	233,357.30	346,130.52	600,000.00	400,000.00
399830 INT DEL WATER S/R METER MTHL	18,876.80	34,329.77	20,000.00	16,000.00
TOTAL 0094 INTEREST CHARGES	460,883.71	597,601.47	970,000.00	711,000.00
0095 INTEREST EARNINGS				
399870 INTEREST ON INVESTMENTS	256,320.21	148,076.08	500,000.00	2,750,000.00
399875 INTEREST BANK ACCOUNTS	1.71	1.62	.00	10,000.00
TOTAL 0095 INTEREST EARNINGS	256,321.92	148,077.70	500,000.00	2,760,000.00
0096 MISCELLANEOUS CHARGES & FEES				
380523 PROCEEDS FROM LAND BANK	.00	.00	.00	.00
397000 UNRESERVED FUND BALANCE	.00	.00	.00	.00
399910 COBRA ADMINISTRATIVE FEES	.00	.00	.00	.00
399920 CUSTOMER PAID COMMISSION	5,022.01	2,907.83	.00	.00
399930 MISCELLANEOUS REVENUE	999,867.25	1,261,395.78	1,225,000.00	1,100,000.00
399940 SALE OF SCRAP	13,272.45	11,532.59	10,400.00	9,400.00
399950 SALE OF GRATES & RECEIVERS	3,486.00	.00	10,000.00	7,000.00
399955 GAIN ON SALE OF FIXED ASSETS	.00	.00	30,000.00	.00
399960 DEPOSIT ON CONTRACTS	.00	.00	.00	.00
399970 GRANT PROCEEDS	.00	.00	.00	575,000.00
399980 INSURANCE SETTLEMENTS	.00	.00	.00	.00
399981 FED&STATE EMERGENCY ASST	.00	.00	.00	.00
399982 MUTUAL AID COB	.00	.00	.00	3,000,000.00
399983 BSA NYS-HAF FORGIVENESS	.00	105,753.14	.00	.00
399984 NYS LIHWAP FORGIVENESS	.00	297,565.49	3,000,000.00	.00
399985 UNEARNED REVENUE AR OVER	-2,776.26	-233.73	.00	.00
399990 TRANSFERS	109,038.53	118,307.31	.00	.00
399991 TRANSFERS FROM NET REVENUE	21,601,494.57	29,299,822.75	.00	.00
399992 TRANSFER FROM SURPLUS	.00	.00	.00	.00
399993 TRANSFERS FROM CONSTRUCTION	.00	.00	.00	.00
TOTAL 0096 MISCELLANEOUS CHARGES & FEES	22,729,404.55	31,097,051.16	4,275,400.00	4,691,400.00
TOTAL 90 BUFFALO SEWER AUTHORITY	75,956,035.21	96,531,907.16	61,500,000.00	69,750,000.00
TOTAL	75,956,035.21	96,531,907.16	61,500,000.00	69,750,000.00

Detailed Salary Schedule

**BUFFALO SEWER AUTHORITY
 DETAILED SALARY SCHEDULE
 2023-2024 FISCAL YEAR**

			<u>TYPE</u>	<u>ANNUAL SALARY</u>	<u>TOTAL SALARIES</u>
0010 AUTHORITY BOARD MEMBERS					
	1	CHAIRMAN	APPOINTED	3,500	3,500
	4	MEMBERS	APPOINTED	2,500	10,000
	<u>5</u>				<u>13,500</u>
<hr/>					
<u>BSA OPERATING DEPARTMENTS</u>					
0011 ADMINISTRATIVE OFFICES					
0010-EXECUTIVE	1	GENERAL MANAGER	EXEMPT	129,104	129,104
	1	EXECUTIVE SECRETARY	MANAGERIAL	118,737	118,737
	1	EXECUTIVE SECRETARY	MANAGERIAL	1	1
	1	GENERAL COUNSEL	MANAGERIAL	107,793	107,793
	1	SEC. TO GEN. MGR.	EXEMPT	118,737	118,737
	1	PRESS INFORMATION OFFICER	EXEMPT	62,665	62,665
	2	INTERGOVERNMENTAL COORDINATOR	EXEMPT	75,770	151,540
	<u>8</u>				<u>688,577</u>
0020-CLERICAL	1	SPECIAL ASSISTANT	EXEMPT	68,208	68,208
	1	ADMINISTRATIVE ASSISTANT	CSEA	70,546	70,546
	1	TYPIST	CSEA	44,865	44,865
	1	TYPIST	CSEA	43,483	43,483
	1	JUNIOR ACCOUNTANT	CSEA	55,492	55,492
	1	JUNIOR ACCOUNTANT	CSEA	1	1
	1	SUPERVISING ACCOUNTANT	CSEA	80,472	80,472
	1	ASSOCIATE ACCOUNTANT	CSEA	70,546	70,546
	1	SENIOR ACCOUNTANT	CSEA	64,323	64,323
	2	SENIOR ACCOUNTANT	CSEA	1	2
	1	SUPERVISING ACCOUNTANT	CSEA	1	1
	<u>12</u>				<u>497,939</u>
0012 HUMAN RESOURCES					
0010-EXECUTIVE	1	DIRECTOR OF EMPLOYEE RELATIONS	EXEMPT	102,915	102,915
	<u>1</u>				<u>102,915</u>
0020-CLERICAL	1	PRINCIPAL CLERK	CSEA	1	1
	1	SENIOR ACCOUNT CLERK-TYPIST	CSEA	53,698	53,698
	1	PERSONNEL CLERK	CSEA	1	1
	1	TYPIST	CSEA	44,865	44,865
	1	TYPIST	CSEA	1	1
	1	CLERK	CSEA	42,232	42,232
	1	CLERK	CSEA	1	1
	<u>7</u>				<u>140,799</u>
<hr/>					
91 - DEPARTMENT TOTAL					
	<u>28</u>				<u>1,430,230</u>

**BUFFALO SEWER AUTHORITY
DETAILED SALARY SCHEDULE
2023-2024 FISCAL YEAR**

			<u>TYPE</u>	<u>ANNUAL SALARY</u>	<u>TOTAL SALARIES</u>
<u>0020 SEWAGE TREATMENT PLANT-ADMINISTRATION</u>					
0010-EXECUTIVE	1	TREATMENT PLANT SUPERINTENDENT	MANAGERIAL	118,737	118,737
	1	ASSISTANT TREATMENT PLANT SUPT.	CSEA	1	1
	1	TREATMENT PLANT ADMINISTRATOR	CSEA	118,737	118,737
	1	ADMIN. OF CAPITAL IMPROV. & DEVEL.	MANAGERIAL	1	1
	1	SYSTEMS ADMINISTRATOR	MANAGERIAL	98,910	98,910
	1	SUPERINTENDENT OF MECHANICAL MAINT.	CSEA	118,737	118,737
	1	ASST. SUPER. OF MECHANICAL MAINT.	CSEA	1	1
	7				455,124
0020-CLERICAL	2	ASSISTANT COMPUTER SYSTEMS ENG	CSEA	72,321	144,642
	2	ASSISTANT COMPUTER SYSTEMS ENG	CSEA	1	2
	1	ASSISTANT COMPUTER PROGRAMMER	CSEA	55,894	55,894
	1	SUPERVISOR OF FIXED ASSETS	CSEA	80,472	80,472
	1	ASSISTANT SUPERVISOR OF FIXED ASSETS	CSEA	1	1
	1	ADMINISTRATIVE ASSISTANT	CSEA	1	1
	1	PRINCIPAL CLERK	CSEA	65,424	65,424
	1	SENIOR CLERK	CSEA	1	1
	1	ACCOUNT CLERK-TYPIST	CSEA	48,783	48,783
	1	CLERK	CSEA	1	1
	2	CLERK	CSEA	43,483	86,966
	1	SENIOR ACCOUNT CLERK-TYPIST	CSEA	53,698	53,698
	1	TYPIST	CSEA	43,483	43,483
	1	JR. SANITARY ENGINEER	CSEA	1	1
	1	PROJECT MANAGER 2	CSEA	86,067	86,067
	1	PROJECT MANAGER 1	CSEA	1	1
	19				665,437
0030-SUPERVISION	1	SAFETY OFFICER	CSEA	80,472	80,472
	6	SHIFT SUPERINTENDENT	CSEA	86,067	516,402
	2	ASSISTANT SHIFT SUPERINTENDENT	CSEA	72,321	144,642
	1	ASSISTANT SHIFT SUPERINTENDENT	CSEA	1	1
	1	ASSISTANT PRINCIPAL ENGINEER	CSEA	1	1
	11				741,518
<u>0021 R.W.W.P. (INCLUDES INLET AND HARBOR CROSSING)</u>					
0060-OPERATORS	1	WASTEWATER OPERATOR II	CWA	51,415	51,415
0060-OPERATORS	1	WASTEWATER OPERATOR I	CWA	45,504	45,504
	1	WASTEWATER OPERATOR I	CWA	1	1
	3				96,920

**BUFFALO SEWER AUTHORITY
DETAILED SALARY SCHEDULE
2023-2024 FISCAL YEAR**

		<u>TYPE</u>	<u>ANNUAL SALARY</u>	<u>TOTAL SALARIES</u>	
<u>0023 GRIT ROOM</u>					
0060-OPERATORS	1	WASTEWATER OPERATOR II (LICENSED)	CWA	55,418	55,418
	1	WASTEWATER OPERATOR II	CWA	54,789	54,789
	2	WASTEWATER OPERATOR I	CWA	48,103	96,206
	4				206,413
<u>0024 PRIMARY SEDIMENTATION</u>					
0060-OPERATORS	1	WASTEWATER OPERATOR II (LICENSED)	CWA	1	1
	2	WASTEWATER OPERATOR I	CWA	45,504	91,008
	1	WASTEWATER OPERATOR I	CWA	1	1
	4				91,010
<u>0025 SECONDARY CONTROL</u>					
0060-OPERATORS	1	WASTEWATER OPERATOR II (LICENSED)	CWA	55,418	55,418
	1	WASTEWATER OPERATOR I	CWA	48,103	48,103
	2	WASTEWATER OPERATOR I	CWA	45,504	91,008
	4				194,529
<u>0026 PRIMARY CONTROL</u>					
0060-OPERATORS	2	WASTEWATER OPERATOR II (LICENSED)	CWA	1	2
	1	WASTEWATER OPERATOR I	CWA	45,504	45,504
	3				45,506
<u>0028 S.W.W.P.</u>					
0060-OPERATORS	1	WASTEWATER OPERATOR II (LICENSED)	CWA	1	1
	2	WASTEWATER OPERATOR I	CWA	45,504	91,008
	1	WASTEWATER OPERATOR I	CWA	1	1
	4				91,010
<u>0029 AERATION (INCLUDES: RAS, FINAL CLARIFIER, WAS)</u>					
0060-OPERATORS	2	WASTEWATER OPERATOR II (LICENSED)	CWA	55,418	110,836
	1	WASTEWATER OPERATOR II (LICENSED)	CWA	1	1
	2	WASTEWATER OPERATOR II	CWA	54,789	109,578
	1	WASTEWATER OPERATOR II	CWA	51,415	51,415
	4	WASTEWATER OPERATOR II	CWA	1	4
	1	WASTEWATER OPERATOR I	CWA	48,103	48,103
	1	WASTEWATER OPERATOR I	CWA	45,504	45,504
	12				365,441
<u>0033 FINAL EFFLUENT BLDG.</u>					
0060-OPERATORS	2	WASTEWATER OPERATOR II (LICENSED)	CWA	55,418	110,836
	1	WASTEWATER OPERATOR I	CWA	44,330	44,330
	2				155,166

**BUFFALO SEWER AUTHORITY
 DETAILED SALARY SCHEDULE
 2023-2024 FISCAL YEAR**

			<u>TYPE</u>	<u>ANNUAL SALARY</u>	<u>TOTAL SALARIES</u>
<u>0036 SLUDGE DISPOSAL (INCLUDES PRESSES & CONVEYOR SYSTEM)</u>					
0060-OPERATORS	3	WASTEWATER OPERATOR II (4A LICENSED)	CWA	1	3
	2	WASTEWATER OPERATOR II (LICENSED)	CWA	55,418	110,836
	1	WASTEWATER OPERATOR II (LICENSED)	CWA	1	1
	5	WASTEWATER OPERATOR II	CWA	54,789	273,945
	1	WASTEWATER OPERATOR II	CWA	53,134	53,134
	1	WASTEWATER OPERATOR II	CWA	1	1
	1	WASTEWATER OPERATOR I	CWA	46,825	46,825
	1	WASTEWATER OPERATOR I	CWA	44,330	44,330
	15				529,075
<u>0038 INCINERATION/BOILERS</u>					
0030-SUPERVISION	1	PRINCIPAL CHIEF STATIONARY ENGINEER	CSEA	86,067	86,067
	1	ASSOCIATE CHIEF STATIONARY ENGINEER	CSEA	70,546	70,546
	2				156,613
0060-OPERATORS	7	SR. FIRST CLASS STATIONARY ENGINEER	CWA	61,098	427,686
	1	SR. FIRST CLASS STATIONARY ENGINEER	CWA	54,727	54,727
	1	SR. FIRST CLASS STATIONARY ENGINEER	CWA	1	1
	1	MILLWRIGHT	CWA	1	1
	1	MILLWRIGHT HELPER	CWA	52,128	52,128
	1	LABORER II	CWA	48,103	48,103
	1	LABORER II	CWA	45,504	45,504
	7	LABORER II	CWA	1	7
	20				628,157
<u>0040 SOUTH BUFFALO</u>					
0060-OPERATORS	1	WASTEWATER OPERATOR II (LICENSED)	CWA	1	1
	1				1
<u>0051 LABORATORY</u>					
0050-TECHNICAL	1	DIRECTOR OF LABORATORY	CSEA	98,910	98,910
	1	ASSOCIATE CHEMIST	CSEA	1	1
	1	SENIOR SANITARY CHEMIST	CSEA	1	1
	1	SANITARY CHEMIST	CSEA	75,681	75,681
	1	SANITARY CHEMIST	CSEA	65,581	65,581
	1	ASST. SANITARY CHEMIST	CSEA	56,398	56,398
	1	ASST. SANITARY CHEMIST	CSEA	1	1
	1	INVESTIGATOR	CSEA	60,251	60,251
	8				356,824
0060-OPERATORS	1	LABORATORY ASSISTANT	CWA	49,025	49,025
	1	LABORATORY ASSISTANT	CWA	44,121	44,121
	1	LABORER I	CWA	1	1
	3				93,147

**BUFFALO SEWER AUTHORITY
DETAILED SALARY SCHEDULE
2023-2024 FISCAL YEAR**

		<u>TYPE</u>	<u>ANNUAL SALARY</u>	<u>TOTAL SALARIES</u>	
<u>0052 SEWAGE TREATMENT PLANT-MAINTENANCE DIVISION</u>					
0030-SUPERVISION	1	SENIOR INSTRUMENT TECHNICIAN	CSEA	78,153	78,153
	1	SENIOR INSTRUMENT TECHNICIAN	CSEA	1	1
	1	Preventative Maintenance Coordinator	CSEA	57,196	57,196
	1	SENIOR STOCK CLERK	CSEA	53,698	53,698
	1	INVENTORY CONTROL CLERK	CSEA	56,961	56,961
	5				246,009
0060-OPERATORS	3	INSTRUMENT TECHNICIAN	CWA	61,098	183,294
	1	INSTRUMENT TECHNICIAN	CWA	58,960	58,960
	1	INSTRUMENT TECHNICIAN	CWA	1	1
	1	EQUIPMENT OPERATOR	CWA	1	1
	2	STOCK CLERK	CWA	1	2
	1	LABORER II	CWA	48,103	48,103
	1	LABORER II	CWA	1	1
	10				290,362
0070-REPAIRMAN	2	ELECTRICIAN	CWA	61,098	122,196
	1	ELECTRICIAN	CWA	1	1
	1	HEAD MILLWRIGHT	CWA	1	1
	6	MILLWRIGHT	CWA	61,098	366,588
	6	MILLWRIGHT	CWA	1	6
	1	PAINTER	CWA	57,682	57,682
	8	MILLWRIGHT HELPER	CWA	52,128	417,024
	4	MILLWRIGHT HELPER	CWA	1	4
	1	OILER	CWA	49,906	49,906
	30				1,013,408
<u>0053 YARDS & GROUNDS</u>					
0030-SUPERVISION	1	SUPERVISOR OF GROUNDS	CSEA	75,681	75,681
	1	LABORER SUPERVISOR	CSEA	61,316	61,316
	1				136,997
0060-OPERATORS	1	LABORER II	CWA	48,103	48,103
	1	LABORER II	CWA	1	1
	8	LABORER I	CWA	46,343	370,744
	5	LABORER I	CWA	45,211	226,055
	4	LABORER I	CWA	44,121	176,484
	10	LABORER I	CWA	42,989	429,890
	3	LABORER I	CWA	1	3
	32				1,251,280
92 - DEPARTMENT TOTAL					
	199				7,809,947

**BUFFALO SEWER AUTHORITY
DETAILED SALARY SCHEDULE
2023-2024 FISCAL YEAR**

		<u>TYPE</u>	<u>ANNUAL SALARY</u>	<u>TOTAL SALARIES</u>	
<u>0055 INDUSTRIAL WASTE</u>					
0020-CLERICAL	1	SENIOR CLERK	CSEA	53,698	53,698
	1				53,698
0050-TECHNICAL	1	INDUSTRIAL WASTE ADMINISTRATOR	CSEA	85,892	85,892
	1				85,892
0060-OPERATORS	1	LEGAL INVESTIGATOR	CSEA	60,251	60,251
	2	INVESTIGATOR BSA	CSEA	60,251	120,502
	1	SENIOR FIELD TECHNICIAN	CSEA	1	1
	2	FIELD TECHNICIAN	CSEA	53,698	107,396
	2	FIELD TECHNICIAN	CSEA	51,709	103,418
	1	ASSOCIATE CHEMIST	CSEA	1	1
	9				391,569
93 - DEPARTMENT TOTAL					
	11				531,159
<u>0060 ENGINEERING DEPARTMENT</u>					
0010-EXECUTIVE	1	PRINCIPAL SANITARY ENGINEER	MANAGERIAL	118,737	118,737
	1				118,737
0020-CLERICAL	1	SENIOR CLERK	CSEA	1	1
	1				1
0060-OPERATORS	1	ASSOCIATE ENGINEER	CSEA	95,618	95,618
	1	SENIOR SANITARY ENGINEER	CSEA	80,472	80,472
	1	ASSISTANT SANITARY ENGINEER	CSEA	70,546	70,546
	1	ASSISTANT SANITARY ENGINEER	CSEA	1	1
	4	JUNIOR SANITARY ENGINEER	CSEA	1	4
	1	GIS SPECIALIST II	CSEA	70,734	70,734
	2	GIS SPECIALIST I	CSEA	50,574	101,148
	1	CHIEF SEWER CONSTR INSPECTOR	CSEA	80,472	80,472
	7	SEWER CONSTR. INSP.	CSEA	67,250	470,750
	19				969,745
94 - DEPARTMENT TOTAL					
	21				1,088,483

**BUFFALO SEWER AUTHORITY
 DETAILED SALARY SCHEDULE
 2023-2024 FISCAL YEAR**

		<u>TYPE</u>	<u>ANNUAL SALARY</u>	<u>TOTAL SALARIES</u>	
<u>0065 SEWER MAINTENANCE OFFICE</u>					
0020-CLERICAL	1	ADMINISTRATIVE ASSISTANT	CSEA	70,546	70,546
	1	CLERK	CSEA	42,232	42,232
	1	CLERK	CSEA	40,981	40,981
	3				153,759
0030-SUPERVISION	1	DIRECTOR OF SEWER MAINTENANCE	EXEMPT	91,244	91,244
	1	ASSISTANT SEWER MAINTENANCE SUPER.	CSEA	72,321	72,321
	1	PREVENTIVE MAINTENANCE COORDINATOR	CSEA	65,424	65,424
	3				228,989
0060-OPERATORS	1	LABORER I	CWA	44,121	44,121
	1				44,121
<u>0066 SEWER - REPAIRS</u>					
0030-SUPERVISION	3	SEWER MAINTENANCE SUPERVISOR I	CSEA	61,316	183,948
	3				183,948
0060-OPERATORS	2	EQUIPMENT OPERATOR	CWA	54,789	109,578
	2				109,578
0070-REPAIRMAN	2	SEWER CONSTRUCTION WORKER	CWA	52,128	104,256
	4	SEWER CONSTRUCTION WORKER	CWA	50,556	202,224
	4	SEWER CONSTRUCTION WORKER	CWA	1	4
	2	MAINTENANCE ASSISTANT SEWER CLEANING	CWA	49,906	99,812
	1	LABORER II	CWA	1	1
	7	LABORER I	CWA	45,211	316,477
	2	LABORER I	CWA	44,121	88,242
	4	LABORER I	CWA	1	4
	26				811,020

**BUFFALO SEWER AUTHORITY
DETAILED SALARY SCHEDULE
2023-2024 FISCAL YEAR**

		<u>TYPE</u>	<u>ANNUAL SALARY</u>	<u>TOTAL SALARIES</u>	
<u>0067 SEWER CLEANING</u>					
0030-SUPERVISION	6	SEWER MAINTENANCE SUPERVISOR I	CSEA	61,316	367,896
	3	SEWER MAINTENANCE SUPERVISOR I	CSEA	1	3
	9				367,899
0060-OPERATORS					
	5	EQUIPMENT OPERATOR	CWA	54,789	273,945
	1	EQUIPMENT OPERATOR	CWA	1	1
	3	MAINTENANCE ASSISTANT SEWER CLEANING	CWA	49,906	149,718
	1	MAINTENANCE ASSISTANT SEWER CLEANING	CWA	48,543	48,543
	2	MAINTENANCE ASSISTANT SEWER CLEANING	CWA	1	2
	3	LABORER II	CWA	48,103	144,309
	4	LABORER I	CWA	46,343	185,372
	2	LABORER I	CWA	45,211	90,422
	1	LABORER I	CWA	44,121	44,121
	2	LABORER I	CWA	41,878	83,756
	6	LABORER I	CWA	1	6
	30				1,020,195
<u>0069 AUTOMOTIVE EQUIPMENT SERVICE</u>					
0070-REPAIRMAN	1	HEAD MOTOR EQUIPMENT MECHANIC	CWA	67,407	67,407
	2	MOTOR EQUIPMENT MECHANIC	CWA	55,251	110,502
	1	MOTOR EQUIPMENT MECHANIC	CWA	1	1
	1	LABORER II	CWA	48,103	48,103
	5				226,013
<u>0070 GREEN INFRASTRUCTURE</u>					
0030-SUPERVISION	1	PREVENTATIVE MAINTENANCE COORDINATOR	CSEA	65,424	65,424
	1	LABOR SUPERVISOR	CSEA	61,316	61,316
	1	FORESTER	CSEA	61,141	61,141
	1				187,881
0060-OPERATORS					
	1	LABORER I	CWA	46,343	46,343
	1	LABORER I	CWA	45,211	45,211
	2	LABORER I	CWA	44,121	88,242
	1	LABORER I	CWA	42,989	42,989
	5				222,785
95 - DEPARTMENT TOTAL					
	79				3,556,188

**BUFFALO SEWER AUTHORITY
 DETAILED SALARY SCHEDULE
 2023-2024 FISCAL YEAR**

	<u>TYPE</u>	<u>ANNUAL SALARY</u>	<u>TOTAL SALARIES</u>
<u>BSA OPERATING DEPARTMENTS</u>	OPERATING POSITIONS		TOTAL
	<u>AUTHORIZED</u>	<u>FUNDED</u>	
91 ADMINISTRATIVE DEPARTMENT	28	19	1,430,230
92 WASTE WATER TREATMENT FACILITIES	199	145	7,809,947
93 INDUSTRIAL WASTE DEPARTMENT	11	9	531,159
94 ENGINEERING DEPARTMENT	21	14	1,088,483
95 SEWER MAINTENANCE DEPARTMENT	<u>79</u>	<u>63</u>	<u>3,556,188</u>
TOTAL	338	250	14,416,007
<u>BSA DEPARTMENTS</u>	TOTAL POSITIONS		
	<u>AUTHORIZED</u>	<u>FUNDED</u>	
91 ADMINISTRATIVE DEPARTMENT	33	24	1,443,730
92 WASTE WATER TREATMENT FACILITIES	199	145	7,809,947
93 INDUSTRIAL WASTE DEPARTMENT	11	9	531,159
94 ENGINEERING DEPARTMENT	21	14	1,088,483
95 SEWER MAINTENANCE DEPARTMENT	<u>79</u>	<u>63</u>	<u>3,556,188</u>
TOTAL	343	255	14,429,507

Five-Year Capital Plan

2023-2027 FIVE-YEAR CAPITAL PROGRAM

In accordance with the supplemental Bond Resolution of May 1993, the Buffalo Sewer Authority establishes a Five-Year Capital Program to fund major projects. Personnel from the Engineering Department, the Bird Island Sewage Treatment Plant, the Sewer Maintenance Division and the Administrative Department develop and list capital improvements for inclusion in the Five-Year Capital Plan.

This plan addresses the needs at the Bird Island Wastewater Treatment Facilities to comply with State and Federal regulations, to rehabilitate equipment, and to complete projects to reduce costs and improve operating efficiencies. This plan also allows the Buffalo Sewer Authority to continue to improve the collection system to build resiliency, comply with the Long-Term Control Plan, and maintain system capacity.

Funds for the Capital Program are generated from: bonds, which are paid back over a 20 to 30-year period; lease/purchase proceeds for projects with a shorter life cycle; and a cash reserve fund designated for capital projects. This reserve is sustained by the 20% debt service reserve requirement of the Buffalo Sewer Authority Bond Resolution. For each \$1 million used from the capital reserve, sewer system users save approximately \$600,000 in interest charges as compared to bond issues. The combination of these funding sources will be used prudently to maximize the Capital Program and minimize costs.

The Sewer Authority's current debt limit is \$250 million. The outstanding bonded debt of the Authority is \$83,765,597 as of July 1, 2023.

**BUFFALO SEWER AUTHORITY
FIVE YEAR CAPITAL PLAN
2023-2024 TO 2027-2028**

ITEM	PROJECT TITLE:	BUDGET				
		2023-2024	2024-2025	2025-2026	2026-2027	2027-2028
	TREATMENT PLANT:					
1	RWW/SWW Pump/Motor Rehab (Includes Discharge Valve/Controls)	\$ 2,500,000	\$ 2,500,000	\$ 2,000,000	\$ 2,000,000	
2	Seepage and Subsidence	1,000,000				
3	Ash Exhauster/Silo/Ancillary Ductwork	2,500,000				
4	Replace Gas Compressors	3,500,000				
5	Incinerator #1/ WHRB #1 Upgrade (Biosolids)		1,500,000	12,000,000		
6	SWW Building Roof Replacement		1,250,000			
7	Interior/Exterior Lighting		3,000,000		3,000,000	
8	Replace AUH 7-14/Blower Building		1,000,000	8,000,000		
9	Administration Building Repair		750,000			
10	Facility Controls -Ovation Hardware Upgrade		2,500,000			
11	Blower Air Supply Line Evaluation & Replacement		300,000	3,000,000		
12	IWS Waste Hauler Facilities - Including South Buffalo Pump Station		300,000	4,000,000		
13	Engineering Term Contracts		2,000,000		2,000,000	
14	Seepage And Subsidence Phase 2		500,000	5,000,000	5,000,000	5,000,000
15	Laboratory Rehabilitation		1,500,000			
16	Facility Controls Phase 2-Outlying Station Controls		850,000			
17	Plant Air Compressor Cooling System		1,200,000			
18	Electrical Sub-Metering and Distribution Modifications		1,000,000			
19	Treatment Plant Interiors Renovation		5,000,000	5,000,000	5,000,000	
20	Protected Water Secondary Sand Filter System		750,000			
21	Fine Screen Room Rehab			1,000,000	11,000,000	
22	Digester Cleaning			500,000	500,000	500,000
23	SCRS Rehabilitation/Rewet/Holding Tank (Biosolids)			2,000,000	3,500,000	3,500,000
24	Power System Survey and Implementation			15,000,000	15,000,000	15,000,000
25	Structural Phase 3-Megastructure Additional Stairways			1,000,000		
26	Plant Wide Pipe Evaluation			500,000	500,000	500,000
27	Arc Flash Assessment			500,000		
28	Truck Scale Repair/Additional Scales			1,500,000		
29	Enclosed Bulk Oil Storage Area			250,000		
30	Paving Phase 3 - Roads			2,750,000		
31	Diversion Channel Rehab				1,500,000	
32	Combined Heat and Power				2,000,000	20,000,000
33	Secondary Treatment Rehabilitation				5,000,000	
34	Centrifuge #4 Installation				2,750,000	
35	South Buffalo HVAC Exhaust Fans, Boilers And Controls				500,000	
36	Duct Cleaning of all Building AHUs				750,000	
37	Digas Fleet Vehicles And Filling Station				5,000,000	

**BUFFALO SEWER AUTHORITY
FIVE YEAR CAPITAL PLAN
2023-2024 TO 2027-2028**

ITEM	PROJECT TITLE:	BUDGET				
		2023-2024	2024-2025	2025-2026	2026-2027	2027-2028
38	Extension Of New Final Effluent Line				350,000	
39	Outlying Station AUH				750,000	
40	Pipe Removal and Replacement				250,000	250,000
41	Facility Controls -Ovation Software Upgrade					2,500,000
42	Thickener Rehab					250,000
43	A-Side Thickener Repurpose (Relocate Chemical Handling, Biosolids)					2,500,000
44	Paving Phase 4 - Landscape					1,200,000
	COLLECTION SYSTEM:					
45	Raincheck 2.0 GI Opportunity Projects	10,000,000	10,000,000	10,000,000	10,000,000	10,000,000
46	Canisius OLS and SPP 229 A Modification	45,000,000				
47	Jefferson Avenue GI	2,000,000				
48	Amherst Quarry Upgrade RTC	250,000	2,000,000			
49	CSO053 Edison Martha OLS	1,000,000	36,240,000			
50	CSO053 SPP336B OLS (Sidney OLS)	1,000,000	26,750,000			
51	Fruit Belt Sewer Rehab	3,000,000				
52	CSO053 South Bailey DUC/ILS	500,000	3,500,000			
53	Hertel Ave. and Smith St. Backwater Prevention	150,000	5,000,000			
54	Water Quality Monitoring	412,000	466,000			
55	Sewer Cleaning and TV Inspections PM w/ DPW	1,000,000			1,000,000	
56	Sewer Cleaning & TV Inspections CM		1,000,000		1,000,000	
57	Sewer Rehabilitation		1,000,000			1,000,000
58	CSO053 Schiller Park OLS SPP336B Modification		60,000			
59	CSO053 SPP337 Modification		60,000			
60	CSO053 SPP165B Modification		60,000			
61	CSO053 SPP341A Modification		60,000			
62	CSO053 SPP175 Modification		60,000			
63	Schiller Park OLS		2,000,000	84,000,000		
64	CSO014 SPP206A&B ILS Optimization/206 A&B RTC		500,000	3,500,000		
65	Wet Weather Optimization		2,000,000			2,000,000
66	Swan Trunk Cleaning		2,000,000			
67	Syphon Resiliency Project		250,000	2,000,000		
68	Black Rock Canal Sewer Relocation		250,000			
69	Schiller Park OLS SPP339 Modification			60,000		
70	Schiller Park OLS SPP340 Modification			60,000		

**BUFFALO SEWER AUTHORITY
FIVE YEAR CAPITAL PLAN
2023-2024 TO 2027-2028**

ITEM	PROJECT TITLE:	BUDGET				
		2023-2024	2024-2025	2025-2026	2026-2027	2027-2028
71	CSO014 Erie Basin Marina OLS			6,000,000	56,440,000	
72	Sewer Repairs & Replacements			2,000,000		2,000,000
73	Hydraulic Model Hosting			250,000		
74	Swan Trunk Lining			1,000,000		
75	CSO012 SPP023 Modification				60,000	
76	CSO013 SPP304 Modification				60,000	
77	CSO012 SPP296 Modification				60,000	
78	CSO017 SPP326 modification				60,000	
79	CSO011 SPP024 Modification				60,000	
80	CSO027 Weir #35, SPP 317 Modification				60,000	
81	CSO026 Collins Park OLS				3,010,000	27,090,000
82	Northern Relief Tunnel				7,281,074	65,529,670
83	CSO055 Military Rd OLS				9,688,000	87,192,000
84	CSO027 Babcock PS Weir #42 Modification					60,000
85	Large Diameter Sewer Inspection					1,000,000
		\$ 73,812,000	\$ 119,156,000	\$ 172,870,000	\$ 155,129,074	\$ 247,071,670
	TOTAL	\$ 768,038,744				

**BUFFALO SEWER AUTHORITY
DEBT SERVICE SCHEDULE
2023 - 2024 BUDGET**

BOND YEAR ENDING <u>JUNE 30</u>	<u>PRINCIPAL</u>	<u>INTEREST</u>	<u>TOTAL DEBT SERVICE</u>
2024	\$ 3,408,948	\$ 2,794,390	6,203,338
2025	\$ 3,517,597	\$ 2,657,615	6,175,212
2026	\$ 3,626,231	\$ 2,514,852	6,141,083
2027	\$ 3,744,895	\$ 2,366,248	6,111,143
2028	\$ 3,868,544	\$ 2,198,008	6,066,552
2029	\$ 3,837,193	\$ 2,200,415	6,037,608
2030	\$ 3,975,842	\$ 2,026,868	6,002,710
2031	\$ 4,109,491	\$ 1,846,066	5,955,557
2032	\$ 6,024,704	\$ 1,894,753	7,919,457
2033	\$ 2,985,933	\$ 1,612,964	4,598,897
2034	\$ 2,928,565	\$ 1,466,918	4,395,483
2035	\$ 2,439,088	\$ 1,367,198	3,806,286
2036	\$ 3,219,618	\$ 1,259,293	4,478,911
2037	\$ 1,961,386	\$ 1,394,240	3,355,626
2038	\$ 2,030,035	\$ 1,318,827	3,348,862
2039	\$ 2,103,684	\$ 1,240,105	3,343,789
2040	\$ 2,182,333	\$ 1,159,033	3,341,366
2041	\$ 2,265,983	\$ 1,073,941	3,339,924
2042	\$ 2,269,632	\$ 1,064,984	3,334,616
2043	\$ 2,358,281	\$ 967,962	3,326,243
2044	\$ 3,051,930	\$ 866,691	3,918,621
2045	\$ 2,230,579	\$ 735,200	2,965,779
2046	\$ 2,329,228	\$ 638,450	2,967,678
2047	\$ 2,432,877	\$ 536,950	2,969,827
2048	\$ 2,541,526	\$ 430,450	2,971,976
2049	\$ 2,660,175	\$ 318,700	2,978,875
2050	\$ 2,778,825	\$ 201,200	2,980,025
2051	\$ 2,882,474	\$ 102,600	2,985,074
Total	<u>83,765,597</u>	<u>38,254,922</u>	<u>101,201,285</u>